



**MITSUBISHI
ELECTRIC**

MULTIMEDIA DATA/VIDEO PROJECTORS

Changes for the Better

1800lm
2000:1
1.5kg/3lbs



XD60U

Ultra Portable XGA Projector

Light is Right _____

You're Set for Action Anywhere, Anytime.

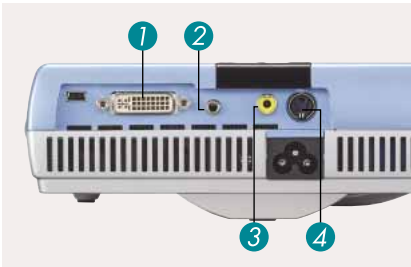


XD60U

Ultra Portable XGA Projector



Input and Output Terminals



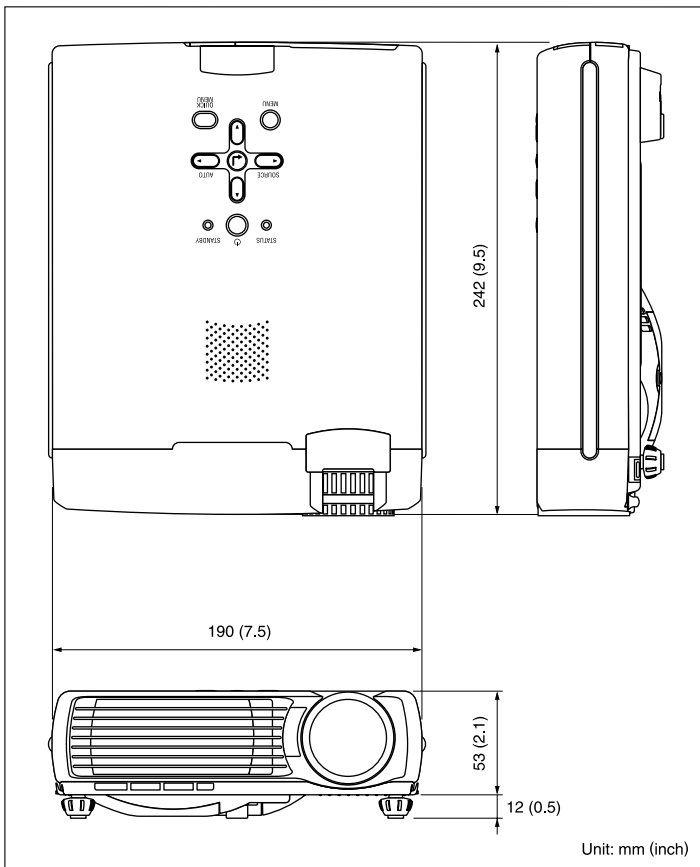
- 1 PC (Analog / Digital) Input (DVI-I)
- 2 Audio Input (Stereo mini jack)
- 3 Video Input
- 4 S-Video Input

Specifications

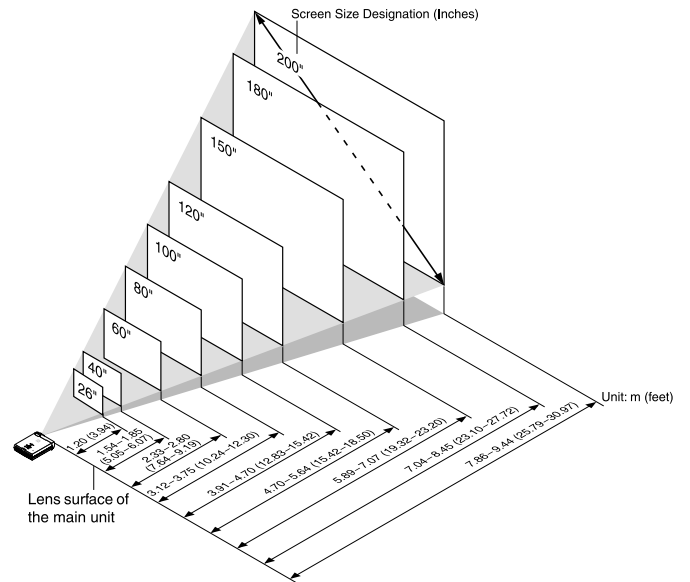
Model	XD60U
Display technology	1-chip DMD
Resolution	1024 x 768 (total 786,432 pixels) 550 video lines
Brightness	1800 lumens (Maximum)
Colour	16,770,000 colours
Contrast ratio	2000:1 (on/off)
Zoom/Focus	Manual Focus & Zoom Lens
Picture Size	26" ~ 300" (100" = 3.9m)
Source lamp**	170W / 1500Hrs (normal mode)140W / 2000Hrs (low mode)
Computer compatibility	XGA (640 x 480 ~ 1280 x 1024) True:1024 x 768, Sync on green available
Video compatibility	NTSC 3.58 / NTSC 4.43 / PAL (including PAL-M, N) / SECAM, PAL-60, DVD (Component 480i/p, 576i/p) / HDTV (1080i (50/60Hz), 720p (60Hz))
Input terminals	PC: DVI-I x 1 Audio: Stereo mini jack (ø 3.5mm) x 1 Video: RCA x 1 + S-Video x 1
Communication terminal	Mouse (USB mini-B) x 1 (for option remote unit)
Audio speaker	0.5W Mono
Fan noise	37dBA
Dimension (L x W x H)	193 x 65 x 242 mm (excluding height adjuster)
Weight	1.5kg / 3.5lbs
Power supply	AC100-240V, 50/60Hz

*SVGA, XGA and VGA are registered trademarks of IBM Corporation. *DLP (Digital Light Processing) is a trademark of Texas Instruments. *All brand names and product names are trademarks, registered trade names of their respective holders. **Approximate figure representing average operational life cycle.

Dimensions



Screen size and Projection distance



Screen Size Designation (Inches)	Screen Size Width x Height		Projection Distance			
	(m)	(feet)	(m)		(feet)	
			Wide	Tele	Wide	Tele
26"	0.5 x 0.4	1.7 x 1.3	-	1.2	-	4.0
40"	0.8 x 0.6	2.7 x 2.0	1.5	1.9	5.1	6.0
60"	1.2 x 0.9	4.0 x 3.0	2.3	2.8	7.7	9.2
80"	1.6 x 1.2	5.4 x 4.0	3.1	3.8	10.2	12.3
100"	2.0 x 1.5	6.7 x 5.0	3.9	4.7	12.8	15.4
120"	2.4 x 1.8	8.0 x 6.0	4.7	5.6	15.4	18.5
150"	3.0 x 2.3	10.0 x 7.5	5.9	7.1	19.3	23.2
180"	3.7 x 2.7	12.0 x 9.0	7.0	8.5	23.1	27.7
200"	4.0 x 3.0	13.3 x 10.0	7.9	9.4	25.8	31.0
250"	5.1 x 3.8	16.7 x 12.5	9.8	11.8	32.3	38.7
300"	6.1 x 4.6	20.0 x 15.0	11.8	14.2	38.8	46.5

The above numbers are approximate, and may be slightly different from the actual measurements.

MITSUBISHI ELECTRIC AUSTRALIA

348 Victoria Rd Rydalmere, NSW 2116 Phone: (02) 9684 7777 Fax: (02) 9684 7208

To find out more about XD60U and our projectors, visit us at

www.MitsubishiElectric.com.au