



# LW500ST

## DLP Projector

- LED Light Source 2000 ANSI Lumens
- Short Throw 0.72-0.87
- Zoom Ratio 1.2x
- HDMI
- Screen Fill
- 2D Keystone and Corner Fit
- Auto Vertical Keystone
- Digital Shrink and Shift



|   |  |
|---|--|
| <b>Display</b>                            |  |
| <b>Projection System</b>                  | DLP Single 0.65"   |
| <b>DMD Type</b>                           | DC3 DMD Chip   |
| <b>Native Resolution</b>                  | WXGA (1280 x 800)  |
| <b>Brightness</b>                         | 2000 ANSI Lumens   |
| <b>Contrast Ratio*</b>                    | 20,000:1   |
| <b>Display Colour</b>                     | 30 Bits (1.07 Billion Colours)   |
| <b>Aspect Ratio</b>                       | Native 16:10 (5 Aspect Ratio Selectable)   |
| <b>Light Source</b>                       | LED  |
| <b>Light Source Life** (Normal/Eco)</b>   | 20,000/30,000 hours  |
| <b>Optical</b>                            |  |
| <b>Throw Ratio</b>                        | 0.72-0.87  |
| <b>Zoom Ratio</b>                         | 1.2x   |
| <b>Lens Control</b>                       | Manual Zoom and Focus  |
| <b>Lens shift</b>                         | NA   |
| <b>Keystone Correction</b>                | 2D Keystone, V: ±30 degree; H: ±30 degree  |
| <b>Projection Offset</b>                  | 100%   |
| <b>Projection Size</b>                    | 60"-120"   |
| <b>Audio</b>                              |  |
| <b>Built-in Speaker</b>                   | 10W x1   |
| <b>Special Feature</b>                    |  |
| <b>Security</b>                           | Security Bar   |
| <b>Features</b>                           | Short Throw with Zoom, 2D Keystone, Corner Fit, Screen Fill, Golf Mode   |
| <b>Compatibility</b>                      |  |
| <b>Resolution Support</b>                 | VGA (640 x 480) to WUXGA_RB (1920 x 1200) *RB-Reduced Blanking   |
| <b>Horizontal Frequency</b>               | 15-102KHz  |
| <b>Vertical Scan Rate</b>                 | 23-120 Hz  |
| <b>HDTV Compatibility</b>                 | 480i, 480p, 576i, 576p, 720p, 1080i, 1080p   |
| <b>Video Compatibility</b>                | NTSC, PAL, SECAM   |
| <b>Power</b>                              |  |
| <b>Power Consumption (Max/Normal/Eco)</b> | 176W/147W/80W  |
| <b>Standby Power Consumption</b>          | Normal < 0.5W, Network <2W   |
| <b>Power Supply</b>                       | 100-240V AC  |
| <b>Dimension and Weight</b>               |  |
| <b>Product Dimensions (WxHxD)</b>         | 296 x 119.6 x 238.6mm  |
| <b>Product Weight</b>                     | 2.3Kg  |
| <b>Operation Condition</b>                |  |
| <b>Noise Level (Normal/Eco)</b>           | 32/28 dBA  |
| <b>Operating Temperature</b>              | 0-40°C   |
| <b>Accessories</b>                        |  |
| <b>Accessories (Standard)</b>             | Power Cord, Remote Control (RCA011), AAA Battery x2, Installation Guide/Regulatory Statement (Combined), Warranty Card (by sku)  |
| <b>Accessories (Optional)</b>             | Ceiling Mount (CMG3), 3D Glasses   |
| <b>OSD</b>                                |  |
| <b>On Screen Display Language</b>         | Arabic/Bulgarian/Croatian/Czech/Danish/Dutch/English/Finnish/French/German/Greek/Hindi/Hungarian/Indonesian/Italian/Japanese/Korean/Norwegian/Persian/Polish/Portuguese/Romanian/Russian/Simplified Chinese/Spanish/Swedish/Thai/Turkish/Traditional Chinese/Vietnamese (30 languages) |

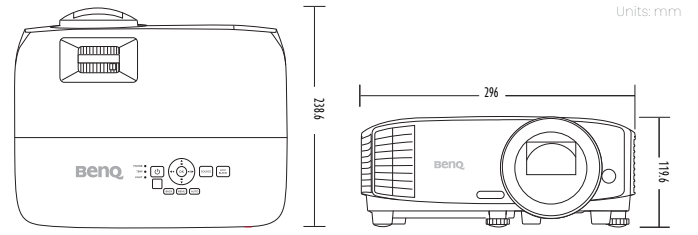
\* The Contrast is measured by Full On/Full Off standard.

\*\* Light Source Life results will vary depending on environmental conditions and usage. Actual product's features and specifications are subject to change without notice.

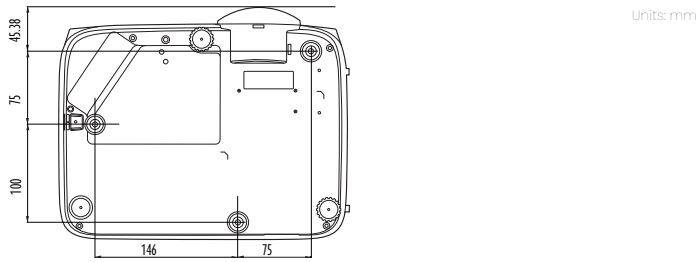
## INPUT/OUTPUT TERMINALS



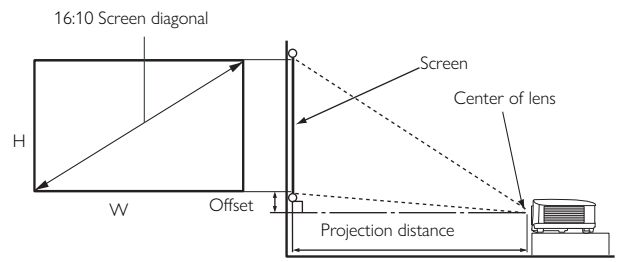
## DIMENSIONS



## CEILING / WALL MOUNT INSTALLATION



## PROJECTION DIMENSIONS



## DISTANCE CHART

| Screen size |      |        | Projection distance (mm) |                              |         |                              | Offset (mm) |
|-------------|------|--------|--------------------------|------------------------------|---------|------------------------------|-------------|
| Diagonal    |      | H (mm) | W (mm)                   | Min distance (with max zoom) | Average | Max distance (with min zoom) |             |
| Inch        | mm   |        |                          |                              |         |                              |             |
| 30          | 762  | 404    | 646                      | 465                          | 514     | 562                          | 0           |
| 40          | 1016 | 538    | 862                      | 620                          | 685     | 750                          | 0           |
| 50          | 1270 | 673    | 1077                     | 775                          | 856     | 937                          | 0           |
| 60          | 1524 | 808    | 1292                     | 930                          | 1027    | 1124                         | 0           |
| 70          | 1778 | 942    | 1508                     | 1086                         | 1199    | 1312                         | 0           |
| 80          | 2032 | 1077   | 1723                     | 1241                         | 1370    | 1499                         | 0           |
| 90          | 2286 | 1212   | 1939                     | 1396                         | 1541    | 1687                         | 0           |
| 100         | 2540 | 1346   | 2154                     | 1551                         | 1712    | 1874                         | 0           |
| 110         | 2794 | 1481   | 2369                     | 1706                         | 1884    | 2061                         | 0           |
| 120         | 3048 | 1615   | 2585                     | 1861                         | 2055    | 2249                         | 0           |
| 130         | 3302 | 1750   | 2800                     | 2016                         | 2226    | 2436                         | 0           |
| 140         | 3556 | 1885   | 3015                     | 2171                         | 2397    | 2623                         | 0           |
| 150         | 3810 | 2019   | 3231                     | 2326                         | 2569    | 2811                         | 0           |
| 160         | 4064 | 2154   | 3446                     | 2481                         | 2740    | 2998                         | 0           |
| 170         | 4318 | 2289   | 3662                     | 2636                         | 2911    | 3186                         | 0           |
| 180         | 4572 | 2423   | 3877                     | 2791                         | 3082    | 3373                         | 0           |
| 190         | 4826 | 2558   | 4092                     | 2947                         | 3253    | 3560                         | 0           |
| 200         | 5080 | 2692   | 4308                     | 3102                         | 3425    | 3748                         | 0           |

**BENQ**