



MITSUBISHI ELECTRIC

MULTIMEDIA DATA / VIDEO PROJECTORS




WD3300U/XD3200U

WXGA / XGA PROJECTOR

Brilliant Color™	Color Enhancer	sRGB	3D Y/C Digital Comb	PinP™	User Logo Projection	Remote Noise Control	Page up/down	10W Speaker	Motorized Lens Shift
Password Lock	Instant Shutdown	Center Lens	Long-life Lamp	Low Standby Power	Top / Side Loading Lamp	LAN (RJ-45)	DVI	HDMI	Low Fan Noise

■ : Picture Performance
 ■ : Presentation
 ■ : User Friendly
 * Only XD3200U.

Input and Output Terminals



- 1 HDMI terminal
- 2 Computer / Component Video DVI-D (HDCP) terminal (DVI-D 24-pin)
- 3 Computer / Component Video IN-1 terminal
- 4 Audio IN-1 terminal (Mini jack)
- 5 Audio DVI-D terminal (Mini jack)
- 6 Video IN / Audio IN terminal
- 7 DC OUT [5V 1.5A (Max)]
- 8 LAN(RJ-45) terminal
- 9 Computer / Component Video IN-2 terminals
- 10 Monitor OUT terminal (Mini D-SUB 15-pin)
- 11 Audio OUT terminal (Mini jack)
- 12 Audio IN-2 terminal (Mini jack)
- 13 USB (Computer) terminal
- 14 Remote IN / OUT
- 15 Serial terminal (D-SUB 9-pin)

Specifications	WD3300U	XD3200U
Model	WD3300U	XD3200U
Display Technology	0.65" 1-Chip DMD	0.7" 1-Chip DMD
Resolution	1280x800 (Total 1,024,000 pixels)	1024x768 (Total 786,432 pixels)
Brightness	4000lm	4500lm
Contrast	2300 : 1 (on / off)	2500 : 1 (on / off)
Picture Size	40" - 300"	
Throw Ratio	1.7 - 2.4	
Source Lamp	264W (Shut-off Time 4000hr) with Low Mode 330W (Shut-off Time 2000hr) with Standard Mode	
Computer Compatibility	640x400 - 1600x1200 True : 1280x800, Sync on Green available	640x480 - 1600x1200 True : 1024x768, Sync on Green available
Video Compatibility	NTSC / NTSC4.43 / PAL (including PAL-M, N) / SECAM / PAL-60, Component Video: 480i/p (525i/p), 576i/p (625i/p), 720p (750p 50/60Hz), 1080i (1125i 50/60Hz), 1080p (1125p 50/60Hz), SCART (RGB+1V sync)	
PC Input Terminals	mini D-sub 15pinx1, 5 BNCx1, DVI-D (with HDCP)x1 Audio : stereo mini jack(ø3.5mm)x3	
Video Input Terminals	Video: HDMI(ver.1.2)x1, RCAx1 or BNCx1, S-Video(4pin)x1 or S-Video Y/C(BNC) Audio: RCA (L, R)x2	
Output Terminals	RGB: mini D-sub 15pinx1, DC Out: 5V 1.5A (MAX) Audio: stereo mini jack (ø3.5mm)x1	
Communication Terminals	LAN (RJ-45)x1, RS-232C:D-sub 9pinx1, USBx1 (Mouse control), Wired remote in : stereo mini jack (ø3.5mm)x1 Wired remote out : stereo mini jack (ø3.5mm)x1	
Audio Speaker	10W mono	
Fan Noise	26dBA (Lamp Low Mode)	
Dimensions(WxHxD)	450x187x373mm/17.7x7.4x14.7 in (excluding terminal cover)	
Weight	10.3kg /22.7lbs (excluding detachable terminal cover)	
Power Supply	AC100 - 240V, 50/60Hz Lamp: VLT-XD3200LP	
Option	Lens: OL-XD2000SZ, OL-XD2000LZ, OL-XD2000TZ, OL-XD2000FR	

*Compliance with ISO21118-2005
 *All brand names and product names are trademarks, registered trademarks or trade names of their respective holders.
 *DLP™ (Digital Light Processing) and BrilliantColor™ are trademarks of Texas Instruments.

Large-screen projectors that provide an experience you'll never forget!

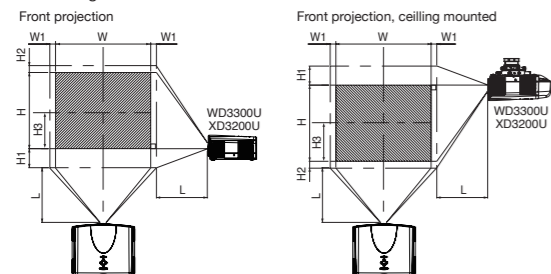
~ Image Quality and Functionality Unlike Any Other ~

New WD3300U XD3200U



Screen Size and Projection Distance / Optional Lenses

Refer to the front projection table to determine the screen size.



A wide variety of optional lenses is available to suit any operating or user requirement.



WD3300U

Screen size (WXGA 16:10)			Default height projected image(H)		Distance from screen(L)		Movable V position from Default position		Movable H position from Default position						
Diagonal Size	Width	Height	Max. Zoom	Min. Zoom	Max. Zoom	Min. Zoom	Down (H1)	Up (H2)	Left (W1)	Right (W2)					
40	102	34	86	21	54	2	6	58	1.5	80	2.0	12+0-2	30+0-6	3+0-3	9+0-9
60	152	51	129	32	81	3	9	88	2.2	121	3.1	18+0-3	46+0-9	5+0-5	13+0-13
80	203	68	172	42	108	5	12	118	3.0	162	4.1	24+0-4	61+0-11	7+0-7	17+0-17
100	254	85	215	53	135	6	15	148	3.8	203	5.2	30+0-6	76+0-14	9+0-9	22+0-22
150	381	127	323	79	202	9	22	224	5.7	306	7.8	45+0-8	114+0-21	13+0-13	33+0-33
200	508	170	431	106	269	11	29	299	7.6	408	10.4	60+0-11	152+0-28	17+0-17	44+0-44
250	635	212	538	132	337	14	36	375	9.5	-	-	75+0-14	191+0-36	21+0-21	55+0-55
300	762	254	646	159	404	17	44	450	11.4	-	-	90+0-17	229+0-43	25+0-25	65+0-65

XD3200U

Screen size (XGA 4:3)			Default height projected image(H)		Distance from screen(L)		Movable V position from Default position		Movable H position from Default position						
Diagonal size	Width	Height	Max. Zoom	Min. Zoom	Max. Zoom	Min. Zoom	Down (H1)	Up (H2)	Left (W1)	Right (W2)					
40	102	32	81	24	61	0	0	54	1.4	74	1.9	12+0-2	30+0-6	3+0-3	8+0-8
60	152	48	122	36	91	0	0	82	2.1	112	2.8	18+0-3	46+0-9	5+0-5	12+0-12
80	203	64	163	48	122	0	0	110	2.8	150	3.8	24+0-4	61+0-11	6+0-6	16+0-16
100	254	80	203	60	152	0	0	138	3.5	189	4.8	30+0-6	76+0-14	8+0-8	20+0-20
150	381	120	305	90	229	0	0	208	5.3	284	7.2	45+0-8	114+0-21	12+0-12	30+0-30
200	508	160	406	120	305	0	0	279	7.1	380	9.7	60+0-11	152+0-28	16+0-16	41+0-41
250	635	200	508	150	381	0	0	349	8.9	-	-	75+0-14	191+0-36	20+0-20	51+0-51
300	762	240	610	180	457	0	0	419	10.6	-	-	90+0-17	229+0-43	24+0-24	61+0-61

WD3300U + Optional Lenses

Screen size (WXGA 16:10)			Default height projected image(H)		Distance from screen(L)		Distance from screen(L)		Distance from screen(L)		Default height projected image(H3)		Distance from screen(L)										
Diagonal Size	Width	Height	Max. Zoom	Min. Zoom	OL-XD2000SZ		OL-XD2000LZ		OL-XD2000TZ		Max. Zoom	Min. Zoom	Max. Zoom	Min. Zoom									
					inch	cm	inch	cm	inch	m					inch	m	inch	m	inch	m	inch	m	inch
40	102	34	86	21	54	2	6	44	1.1	62	1.6	-	95	2.4	-	159	4.0	11	27	27	0.7		
60	152	51	129	32	81	3	9	68	1.7	94	2.4	113	2.9	145	3.7	147	3.7	241	6.1	16	40	41	1.0
80	203	68	172	42	108	5	12	92	2.3	127	3.2	153	3.9	196	5.0	197	5.0	323	8.2	21	54	55	1.4
100	254	85	215	53	135	6	15	116	3.0	160	4.1	193	4.9	246	6.2	248	6.3	406	10.3	26	67	69	1.8
150	381	127	323	79	202	9	22	176	4.5	241	6.1	294	7.5	371	9.4	374	9.5	611	15.5	40	101	104	2.6
200	508	170	431	106	269	11	29	236	6.0	323	8.2	394	10.0	497	12.6	500	12.7	816	20.7	-	-	-	-
250	635	212	538	132	337	14	36	296	7.5	-	-	484	12.5	623	15.8	627	15.9	1,021	25.9	-	-	-	-
300	762	254	646	159	404	17	44	356	9.0	-	-	584	15.1	748	19.0	753	19.1	1,227	31.2	-	-	-	-

XD3200U + Optional Lenses

Screen size (XGA 4:3)			Default height projected image(H)		Distance from screen(L)		Distance from screen(L)		Distance from screen(L)		Default height projected image(H3)		Distance from screen(L)										
Diagonal Size	Width	Height	Max. Zoom	Min. Zoom	OL-XD2000SZ		OL-XD2000LZ		OL-XD2000TZ		Max. Zoom	Min. Zoom	Max. Zoom	Min. Zoom									
					inch	cm	inch	cm	inch	m					inch	m	inch	m	inch	m	inch	m	inch
40	102	32	81	24	61	0	0	41	1.0	57	1.5	-	88	2.2	-	148	3.8	12	30	25	0.6		
60	152	48	122	36	91	0	0	63	1.6	88	2.2	105	2.7	135	3.4	136	3.5	224	5.7	18	46	38	1.0
80	203	64	163	48	122	0	0	86	2.2	118	3.0	142	3.6	182	4.6	183	4.7	301	7.6	24	61	51	1.3
100	254	80	203	60	152	0	0	108	2.7	148	3.8	180	4.6	228	5.8	230	5.8	377	9.6	30	76	64	1.6
150	381	120	305	90	229	0	0	164	4.2	224	5.7	273	6.9	345	8.8	348	8.8	568	14.4	45	114	97	2.5
200	508	160	406	120	305	0	0	219	5.6	300	7.6	366	9.3	462	11.7	465	11.8	759	19.3	-	-	-	-
250	635	200	508	150	381	0	0	275	7.0	-	-	459	11.7	579	14.7	583	14.8	951	24.1	-	-	-	-
300	762	240	610	180	457	0	0	331	8.4	-	-	553	14.0	696	17.7	701	17.8	1,142	29.0	-	-	-	-

The above figures are approximate and may be slightly different from the actual measurements.
 Lens shifting is not available for the OL-XD2000FR (horizontal and vertical are set at 1:1)
 The lens movable range shows distances from the factory default position.

MITSUBISHI ELECTRIC CORPORATION
 HEAD OFFICE: TOKYO BLDG., 2-7-3, MARUNOUCHI, CHIYODA-KU, TOKYO 100-8310, JAPAN

To find out more about the WD3300U/XD3200U and our other projectors, visit us at

Global.MitsubishiElectric.com/projectors/



The New WD3300U and XD3200U

Comfort Redefined

Large-screen reproduction of high-quality images. Breathtaking and powerful. But image quality is not the only improvement to our large-screen projectors. Mitsubishi Electric's new projectors are designed for easy installation and maintenance, superior operability and a comfortable viewing experience. Welcome to the future of high-lumen projectors.

New **WD3300U** 4000 lm WXGA

XD3200U 4500 lm XGA




Operation simplified with Mitsubishi Electric's user-friendly design

Low Maintenance & High Durability

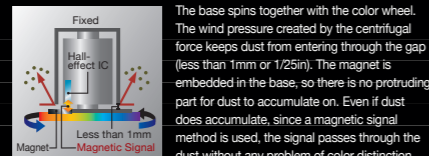
New Color Wheel System

Dust can easily accumulate on the color wheel sensors of previous models. But the sensor is now mounted in the rotary shaft motor casing, which is almost fully enclosed, making it much less likely for dust to collect on the sensor.

Previous color wheel illustration



New color wheel illustration

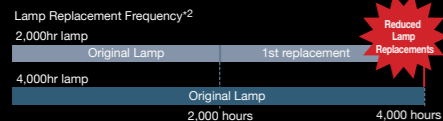


Filter free

DLP™ projectors are structurally airtight, therefore an intake filter is unneeded, eliminating filter changing and lowering costs.

Long 4000hr Lamp Life

The WD3300U/XD3200U has a lamp temperature controlling system that enables a lamp life of up to 4000hours.*1 Long-life lamps make dramatic reductions in overall cost of ownership by reducing the frequency of lamp replacement.



(*1): When lamp is used in "Low" mode. Maximum life in "Standard" mode is 2000hr.
(*2): Lamp life refers to the average time required for brightness to be reduced by half, and not the time specified in the warranty. Use time may vary widely according to the environment and conditions, and whether or not cleaning and other maintenance procedures are followed.

Side Access Lamp & Center Lens Designs

The lamp can be accessed from the side of the projector, simplifying the replacement process, as the projector does not have to be turned around when sitting on a shelf or turned over when suspended from the ceiling. The center-set lens design makes set-up easy since the projector lens need only to be aligned with the center of the screen.

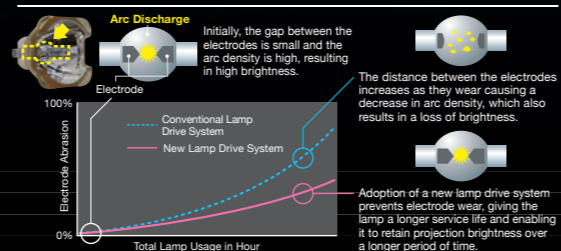


Quick Lens Change

The top cover has a cut-out around the lens. This advanced feature enables the lens to be changed without removing the entire top cover.



New Lamp Drive System




Up until now, the electrodes in the lamp deteriorated more quickly when using the projector for long periods of time, resulting in a loss of brightness. These projectors incorporate an optical design that optimizes lamp operation to realize a lamp drive that makes it possible to stabilize the shape of the electrode during long-term use. As a result, the maximum lamp service life is obtained for every projection mode and loss in projection brightness is extended over a longer period of time.

User Friendly

Ultra - quiet 26dBA Operation

The fan noise from a projector can be annoying during a presentation or videoconference. But with the adoption of a hermetically sealed color wheel and improved air duct path, that's a thing of the past. The WD3300U and XD3200U have a significantly low fan noise of only 26dBA (lamp in Low mode). As a result, audiences can enjoy presentations and conferences with the distraction of projector noise.



The air duct flow design has been improved so that fan noise doesn't interfere with the intake-air flow. Additionally, the fan noise is blocked from direct exit, realizing a significant reduction in operation noise.

User Logo Projection

A user-created image (logo, picture, etc.) can be loaded into the projector and used as the start-up image or the stand-by screen.



Stand-by Power Consumption Under 1W*

We are always striving to protect the global environment and save energy, which has resulted in stand-by power consumption being reduced to under 1W*.

* Less than 2W in Normal mode (network turned on).

Stunning Beautiful Colors & High-quality Design

Brilliant Color™ and Mitsubishi Electric Engineering Yield Superior Color Performance

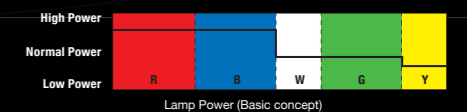
Brilliant Color™, one of the latest innovations from Texas Instruments, produces amazingly rich and vibrant colors. We developed a 5-segment color wheel (R, G, B, W and Y), and combining it with Brilliant Color™ and selective lamp-powered modulation techniques, the WD3300U and XD3200U intelligently reproduce colors that improve the intensity and vibrancy across the entire screen.



• Lamp Power Modulation
Presentation Mode (for high brightness)
Light intensity increases for the white and yellow segments of the color wheel, giving greater emphasis to bright colors in more vivid tones.




Auto Mode (for color reproduction)
Light intensity increases for the RGB segment on the color wheel, ensuring ample brightness while screening brilliant colors.



Super - bright 4500lm

The XD3200U delivers super - bright 4500lm images. It's the ideal brightness for giving presentations in large meeting rooms and conference halls.



Precise Gradation Reproduction

- Well-established DDP3020 DLP™ data processor
- High-speed LVDS (low-voltage differential signal)
- 10-bit I/P conversion circuit eliminate jaggies

Lavish functions to fully savor the job

- Motor-driven Lens Shift* & High Contrast of 2500:1*
* Function adjusts image in four directions (up/down/left/right) without touching the projector.
* XD3200U only. WD3300U contrast is 2300 : 1.
- LAN Control
Connect a computer with ProjectorView™ installed to a LAN for wired operation and monitoring of several different projectors.