

W415e

A compact and versatile package

- Up to 7000h lamp life with Eco+
- WXGA resolution - 4500 lumens
- Ultimate Control - Full support for Crestron, Extron, AMX, PJ-Link and Telnet LAN commands
- Installation flexibility – Vertical lens shift and 1.5x zoom



W415e

Widescreen HD Ready WXGA clarity combined with vertical lens shift and amazing colours, make the compact Optoma W415e projector an ideal candidate for both desktop and installation use.

Full support for Crestron Roomview, Telnet, Extron IP Link, AMX dynamic device discovery and PJ-Link protocols, allow almost all aspects of the W415e to be controlled across a network, keeping you in control, wherever you are.

The environmentally friendly W415e has energy saving features including Eco and Dynamic black power management, <0.5W standby mode and auto power off. saving you both time and money. Our unique Optoma Colour Guarantee ensures hassle-free, long-lasting projection.

3D Technology

Using the inherent speed of DLP® technology, Optoma Full 3D projectors can output video and images at an astonishing rate of 120Hz, allowing you to show full screen, full colour, stereoscopic 3D. The 3D effect is generated by splitting this signal into two standard video streams, one for each eye. Using DLP® Link™ technology, the 3D glasses synchronise with the image on screen to filter each stream to the correct eye. Your brain then combines the two streams to make them jump into life.

The W415e supports multiple 3D formats from various devices such as PC, Blu-ray 3D™, Sony® PS3, Microsoft® Xbox 360 or 3D TV broadcast systems.



True WXGA Resolution

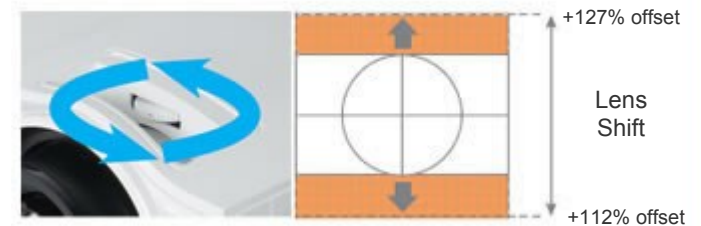
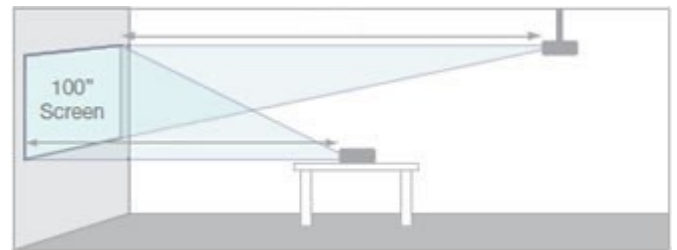
The W415e is the perfect companion for widescreen laptops. Your presentations will appear as sharp and detailed as they do on your widescreen laptop in WXGA (1280 x 800) resolution. WXGA resolution gives 30% more pixels than XGA.



Easy installation - 1.5x zoom and lens shift

The W415e can project a 100" diagonal image from any distance between 3.14m and 4.74m. The Lens Shift system can be used to adjust the vertical position of the projected image within the range detailed in the diagrams below.

When replacing existing projectors, the 1.5x zoom and Lens Shift systems greatly increase your installation flexibility.



DICOM simulation mode

Designed specifically for larger meeting rooms and lecture theatres, the W415e includes a special DICOMsim mode that has been specially tuned for viewing greyscale images, perfect for viewing X-rays and scans during medical training.*



*The W415e is not suitable for use in medical diagnosis.

Clear, focused Images

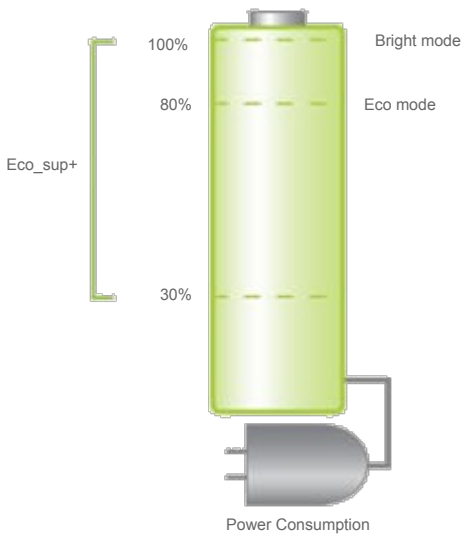
DarkChip3™ from Texas Instruments, combined with Eco+ dynamic lamp technology produce a stunning 15,000:1 contrast ratio for pin sharp graphics and crystal clear text. Crisper whites, ultra-rich blacks makes images come alive and text easier to read - ideal for business and education presentations.



15,000:1 Contrast Ratio

Eco+ mode

Saving energy, saves money! Eco+ technology reduces the power consumption to as little as 30%. This intelligent feature also has a positive effect on the lamp life, increasing it up to 70% while lowering the total cost of ownership and reducing maintenance*.



Dynamically adjusts the brightness and power consumption



Bright scene

~ 100% Power consumption

Dark scene

~ 30% Power consumption

System integration and control

Using the free Crestron Roomview software, multiple W415e can be monitored over LAN and also provide the user with an email message alert in case an error occurs or a lamp fails. Cut up to 30% from your energy bills using 24-hour automated power scheduling to ensure that projectors power off when not in use.

The web browser interface and full support for Extron's IP Link, AMX dynamic device discovery and PJ-Link protocols, allow almost all aspects of the W415 to be controlled across a network, reducing installation costs and keeping you in control, wherever you are. While RS-232 connectivity ensures legacy support for existing control systems.



Global monitoring of all AV devices



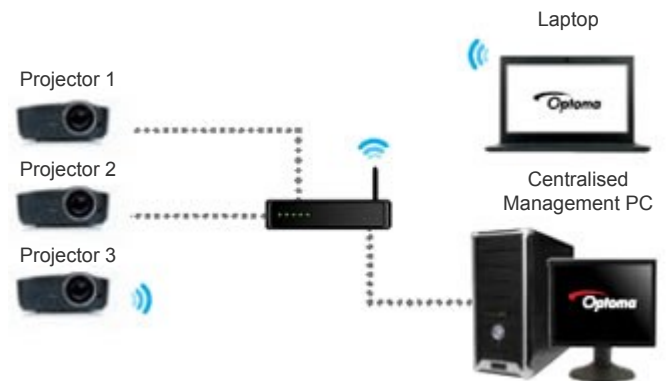
Track projector lamp life



Email alerts and instant notifications help desk requests, service reminders, device failure or theft



Event Scheduling




Projector Name	Power on/off	Display Usage	Help	Schedule	Emergency Type	Power Status
EW065	Green dot	Bar chart	Help icon	Checkmark	Green globe	Normal
EW065	Red dot	Bar chart	Help icon	Checkmark	Flame icon	Low Power

Download Crestron RoomView® Express software from:

www.crestron.com/getroomview

+12v Trigger

Power on both your projector and screen at the touch of a single button. For ultimate convenience, connect an Optoma electric screen directly to your W415e.



For more info on Optoma screens, please visit www.optomaeurope.com

Easy lamp replacement

In applications requiring smooth continuous operation, minimising service time is essential. The W415e lamp can quickly be replaced without the need to remove the projector from where it is installed.

Extra features

Direct & Signal Power ON -Start up time can be significantly reduced if standby mode is bypassed, eliminating the need to use the 'Power' button on the remote control or the projector keypad.



Direct Power ON switches the projector on when the power cable is inserted into an active power outlet.



Signal Power On switches the projector on when an active VGA source is connected to the unit.



Key pad lock –once enabled prevents unauthorised adjustments ensuring the projector can only be controlled via the remote control.



Logo capture -customise your start up screen



Easy to use remote with laser pointer, mouse control and 1.2kg direct source selection

ECO AV mute

Stay in control of your presentation with the Eco AV mute feature. Direct your audience's attention away from the screen by blanking the image when no longer needed. This also instantly reduces the power consumption to 30%, further prolonging the life of your lamp.



Eco AV mute off
100% Power consumption



Eco AV mute on
30% Power consumption

Auto power off

There may be instances when the projector is left running when not in use. To help save energy if the projector is left running and no source is detected, the "Auto Power Off" feature automatically turns off the projector after a set period of time.

Environmentally friendly

To achieve the maximum 6500hrs² lamp life, the projector should be operating in Eco+ mode and the auto power off feature should be enabled to automatically switch off the projector if it is accidentally left on. Enabling the <0.5W standby mode ensures the minimum energy consumption when the projector is not switched on.



We know that improving our products is the best way to reduce our impact on the environment. That's why at Optoma, we design our products to have a long usable life, use fewer materials, ship with the minimum packaging and be free of all possible toxic substances. Naturally, energy efficiency and being recyclable are built in at the design stage. With each new product, we strive towards minimising our environmental impact. For full details of Optoma Project Green please visit our website.

W415e Specification

Display Technologie	Single 0.65" DarkChip 3 WXGA DLP® Technology by Texas Instruments
Auflösung	WXGA 1280 x 800
Helligkeit ¹ (Bright Mode)	4500 ANSI Lumens
Kontrastverhältnis	15,000:1
Betriebsgeräusch (Eco Modus)	35dB
Gewicht (kg)	3.4
I/O Anschluß	2x HDMI, 1x VGA (RGB/YPbPr), S-Video, Composite, 2 x Audio In (RCA/3.5mm), Audio Out 3.5mm, VGA Out, RJ45, RS232, USB service, 12V trigger
maximale Auflösung	Full HD 1920 x 1080
Computer Kompatibilität	UXGA, SXGA+, HD, WXGA, XGA, SVGA
Videokompatibilität	PAL SECAM 576i/p, NTSC 480i/p, HD 720p/1080i/1080p
darstellbare Farben	1.07 Billion
Projektions Linse	F/2.42~2.97; f=20.7~31.05mm, 1.5x Manual Zoom
Projektionsverhältnis	1.46 - 2.2:1, Offset: 107% ~ 118%
Projektionsbildgröße	0.63m – 8.05m (25" ~ 317") Diagonal 16:10
Projektionsabstand	1.2 - 10m
Zoom	1.5x Manual
Bildseitenformat	16:10 Native, 16:9/4:3 Compatible
Offset	107% ~ 118%
Horizontale Frequenz	15 - 91kHz
Vertikale Frequenz	24 - 120Hz
Lampentyp	280W
Lampenlebensdauer ² Eco+/Eco/Bright	7000/4000/3000 (hrs)
Keystone Korrektur	± 40° Vertical
Maße (W x D x H) (mm)	286 x 266 x 124
Netzanschluss	100-240V, 50-60Hz
Stromverbrauch	290W Bright mode / 250W Eco mode (<0.5W Standby)
Uniformität	85%
Sicherheit	Security bar, Kensington lock, password protection
Standard Zubehör	Carry bag, lens cap, AC power cord, VGA cable, remote control, 2x AA batteries, quick start card, CD user manual
optionales Zubehör	DLP® Link™ 3D glasses, wireless, ceiling mount
RoHS	Compliant
Lens Shift	+7% Vertical
3D Unterstützung	Full 3D - The 3D features of Optoma projectors can only be used with compatible 3D content. Typical applications include use with 3D educational or 3D design and modelling systems. 3D TV broadcast systems, (SKY in the UK), Blu-ray 3D™ and 3D games from the Sony® PS3 or Microsoft® Xbox 360 are now supported as part of the HDMI v1.4a specification.
3D Kompatibilität	Side-by-Side: 1080i50 / 60, 720p50 / 60 Frame-pack: 1080p24, 720p50 / 60 Over-Under: 1080p24, 720p50 / 60
Lautsprecher (Watt)	10
Garantie	3
On Screen Display	19 Languages: English, German, French, Italian, Spanish, Portuguese, Polish, Dutch, Russian, Finnish, Swedish, Greek, Norwegian/Danish, Hungarian, Czech, Arabic, Turkish, Farsi, Romanian
Farbgarantie ³	5 Years
Optionales Wireless	Ja