






3D HOME THEATER PROJECTOR HD37



PREMIER HOME CINEMA PROJECTOR



-  **Native Full HD 1080p (1920 x 1080) resolution for the best possible digital home cinema experience**
-  **2600 lumens bright and 20,000:1 contrast ratio for deeper blacks and exceptional shadow detail**
-  **All glass multi-coated lens with vertical lens shift and 1.5x zoom ratio for superior focus and installation flexibility**
-  **VESA 3D Sync Port with 2D to 3D capability. Enjoy your favorite show or movie in full 3D**
-  **ISFccc Certified, day time and night time viewing modes**

 **MHL (Mobile High-Definition Link) support; Mobile devices and media dongles connect directly for playback of music, pictures and videos**



With a Full HD 1080p image, the Optoma HD37 home cinema projector delivers magnificent quality video with bright, vivid and highly-accurate colors using BrilliantColor™ technology.

With a 2600 lumens, bright image and fifth-generation DynamicBlack™ technology to generate a remarkable 20,000:1 contrast ratio, the HD37 produces visually stunning images with higher color accuracy and better tonal range for true-to-life colors.

MHL (Mobile High-Definition Link) support allows Mobile Devices (smart phones, tablets) and Media Sticks to connect directly to the HD37 for playback of music, pictures and videos. Full 3D 1080p enables 3D high resolution viewing of movie and gaming content via DLP Sync 3D Glasses or RF 3D Glasses.

CONNECTIVITY (May require optional accessories)

ProSelecta

View :: Compare :: Select - www.ProSelecta.com

3D HOME THEATER PROJECTOR — HD37

OPTICAL/TECHNICAL SPECIFICATIONS


| | |
|------------------------------|---|
| Display Technology | Single 0.65" DC3 DMD DLP® Technology by Texas Instruments™ |
| Native Resolution | 1080p (1920 x 1080) |
| Maximum Resolution | HD (1920 x 1080) |
| Brightness | 2600 lumens |
| Contrast Ratio | 20,000:1 (full on/full off) |
| Displayable Colors | 1.07 Billion |
| Lamp Life* | 7000/5000/3000 (Dynamic/Eco/Bright) |
| Projection Method | Front, rear, ceiling mount, table top |
| Keystone Correction | ±40° Vertical |
| Uniformity | >80% |
| Aspect Ratio | 16:9 native, 4:3 compatible |
| Throw Ratio | 1.39–2.09 (distance/width) |
| Projection Distance | 3.9'–32.8' (1.2–10 m) |
| Image Size (Diagonal) | 25.5"–325" (0.65–8.3 m) |
| Projection Lens | F=2.42–2.97, f=20.7–31.05 mm 1.5x manual zoom and focus |
| Lens Shift Offset | Vertical: 110% ~ 124% |
| Digital Zoom | 0.8 ~ 2.0 |
| Noise Level | 29dB |
| Remote Control | Backlit IR remote |
| Operating Conditions | 41-104°F (5-40°C), 85% max humidity |
| Power Supply | AC Input 100–240V, 50–60Hz, auto-switching |
| Power Consumption | Max 310W (Normal), Min 230W (Eco+), <0.5W (standby-ECO) |

COMPATIBILITY SPECIFICATIONS

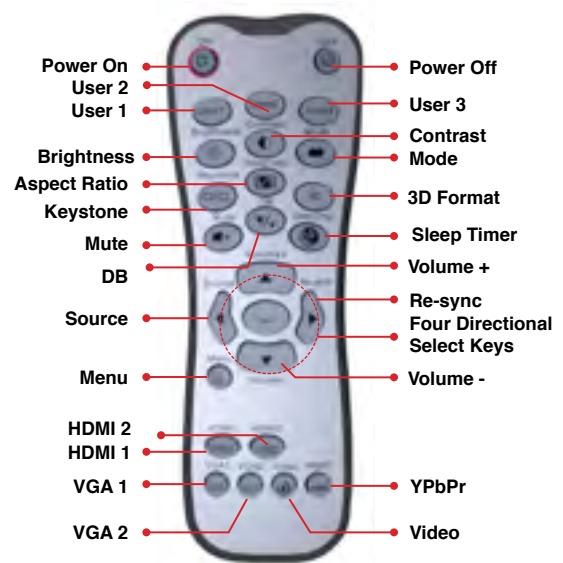
| | |
|-------------------------------|--|
| Computer Compatibility | WUXGA, HD, UXGA, SXGA+, WXGA+, WXGA, SXGA, XGA, SVGA, VGA |
| Video Compatibility | NTSC, PAL, SECAM, SDTV (480i), EDTV (480p), HDTV (720p, 1080i/p) |
| 3D Compatibility† | Supports all HDMI 1.4a mandatory 3D formats (Frame pack, side-by-side, top-bottom) and up converts frame rate from 60Hz to 120Hz or 24Hz to 144Hz (i.e 60 or 72 frames per eye). 3D glasses are needed and are sold separately. Refer to user manual for details. |
| Vertical Scan Rate | 24–85Hz, 120Hz |
| Horizontal Scan Rate | 15.375–91.146KHz |
| User Controls | Complete on-screen menu adjustments in 22 languages |
| I/O Connection Ports | Two HDMI (w/MHL), VGA-in, composite video, stereo audio-in, RCA stereo audio-in, stereo audio-out, 12V trigger, RS-232C, USB-A (power), mini-B |
| Audio | 10W speaker |

PHYSICAL SPECIFICATIONS

| | |
|---------------------------------------|--|
| Security | Kensington® lock port, security bar and keypad lock |
| Product Weight | 7.7lb (3.49 kg) |
| Product Dimensions (W x H x D) | 11.26" x 4.88" x 10.43" (286 x 124 x 265 mm) |



- | | | |
|-----------------|---------------------------|------------------|
| 1. 3D SYNC Out | 6. Mini-B | 11. Power |
| 2. USB-A | 7. 12V trigger | 12. Audio Out |
| 3. VGA-in | 8. RS-232C | 13. Audio-In 1 |
| 4. HDMI 1 (MHL) | 9. Composite video | 14. Audio-In 2 |
| 5. HDMI 2 | 10. Kensington® lock port | 15. Security Bar |



Warranty

1-Year Limited Parts and Labor, 90-Days on Lamp

What's In the Box

HD37 projector, AC power cord, remote control, batteries for remote, lens cap, CD-ROM user's manual, quick start card, and warranty card

Optional Accessories

Universal ceiling mounts, Optoma screen, DLP® Link™ 3D glasses, RF 3D glasses, RF 3D emitter, wireless HDMI system and Cat6 HDBaseT

Accessory Part Numbers

| | |
|--|-----------------------------------|
| Lamp: 5811118924-SOT | Remote: 5041846700 |
| Single-Cat6 HDBaseT kit: EVBMN-M110 | Wireless HDMI system: WHD200 |
| RF 3D Glasses: ZF2300GLASSES | RF 3D emitter: BC300 |
| DLP® Link™ 3D glasses: ZD302 | Universal ceiling mount: BM-5001U |
| Universal ceiling mount (with extension pole): OCM815W | |
| Universal ceiling mount: OCM818W-RU | |

UPC 796435 81 200 3



*Lamp-life is dependent on many factors, including lamp mode, display mode, usage, environmental conditions and more. Lamp brightness can decrease over time.

†3D content can be viewed with either RF or DLP Link active shutter glasses when projector is used with a compatible 3D player. RF 3D glasses require the use of an RF 3D emitter and a projector with a 3D VESA Sync port. Please visit www.OptomaUSA.com for more information.