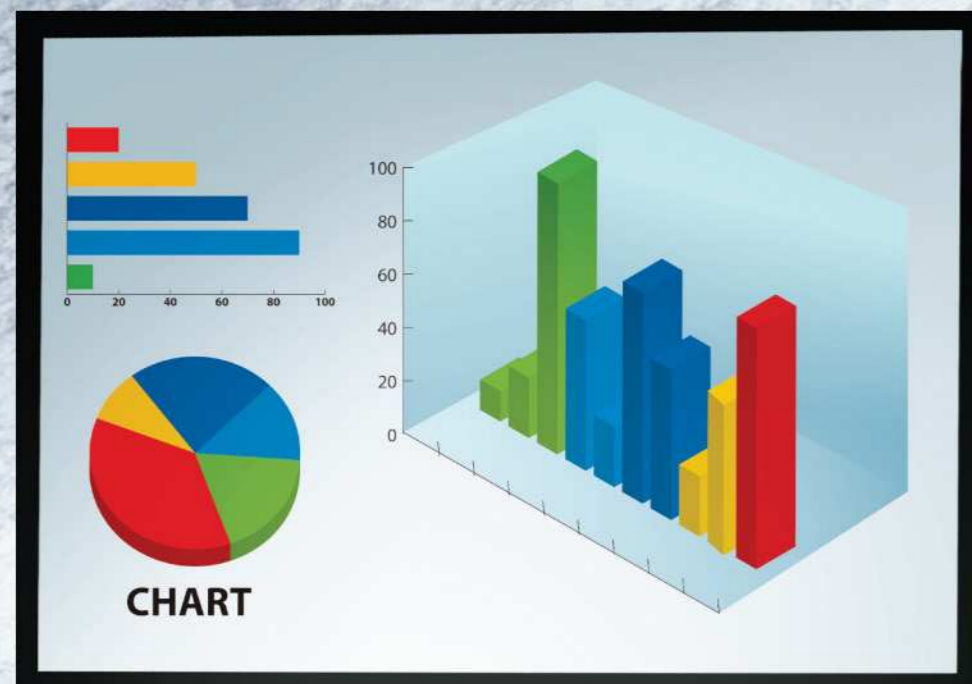


Specifications	MP727
Projection System	DLP™ technology by Texas Instruments*
Panel	XGA 2xLVDS DMD™ x 1
Native Resolution	XGA (1024 x 768)
Brightness	4300 ANSI lumens
Contrast Ratio	3500:1 (Full on/Full off)
Aspect Ratio	4:3 Native, 16:9 Selectable
Color	Full 16.7 million color palette
Lens	F=2.6~2.81 , f=26.01~29.84mm
Zoom Ratio	Manual Zoom, 1.15:1
Image Size (Diagonal)	35" to 300"
Throw Ratio	1.9(Wide)~2.2(Tele), 54"@2M
Lamp	280W, 2000/3000 hours (Normal/Economic mode)
Computer Compatibility	VGA(640 x 350) to UXGA(1600 x 1200)
HDTV Compatibility	480i, 480p, 576i, 576p, 720p, 1080i, 1080p
Video Compatibility	NTSC, PAL, SECAM
Horizontal Frequency	31-90 kHz
Vertical Scan Rate	50-85 Hz
Dimensions(W x H x D)	325 x 95 x 254 mm (12.8 x 3.7 x 10 inch)
Weight	3.4 kg (7.5 lbs)
Power Supply	100 to 240 VAC, 50 to 60 Hz
Power Consumption	350W, Standby<5W
Audible Noise	37/34 dB (Normal/Economic mode)
Control Terminal	Serial Connector : RS232 (D-sub 9pin) x 1 USB Connector : USB x 1 (Type B)
On-Screen Display Languages	English/ French/ German/ Italian/ Spanish/ Russian/ Traditional Chinese/ Simplified Chinese/ Japanese/ Korean/ Swedish/ Dutch/ Turkish/ Czech/ Portuguese / Thai/ Polish
Input Terminals	PC • Analog RGB: D-sub 15 pin • DVI-I(HDCP support) A/V • HDMI(v1.3) • component video: D-sub 15 pin(shared with Analog RGB connector) • S-Video: Mini Din 4 pi • Composite Video: RCA • DVI-I(HDCP support) Audio • Stereo mini jack • RCA(L/R)
Output Terminal	PC • D-sub (15 pin) • Stereo mini jack Audio • 3 Watt Speaker
Picture Modes	PC Input: • Dynamic Mode • Cinema Mode • Presentation Mode • User 1 Mode • sRGB Mode • User 2 Mode A/V Input : • Dynamic Mode • User 1 Mode • Standard Mode • User 2 Mode • Cinema Mode
Functions	• Brilliant Color • Power On/Off Ring Tone • UNISHAPE • Panel Key Lock • 3D Color Management • Resolution Reminder • Quick Auto Search • 11 sets of Picture Mode • Sleep Timer • "Q" Hot Key for FAQ • Presentation Timer • Wall Color Correction • HDCP compatible • Blank • HDTV compatible • Quick Cooling • High altitude mode • Auto Off • Freeze • Security Password • Macintosh compatible • My Screen
Accessories (Standard)	• Quick Start Guide • Soft carry case • Remote control • VGA cable • Manual CD • Batteries for R/C • PWR cord
Accessories (Optional)	• Ceiling Mounting Kit • Presentation Plus • Spare Lamp Kit




Enter the new era of light
with the BenQ high brightness projector



MP727 (4:3 Aspect Ratio) Projection Chart

Screen size (inch)	40	60	80	100	120	150	200	300
Screen width (cm)	81	122	163	203	244	305	406	610
Screen height (cm)	61	91	122	152	183	229	305	457
Distance with Max. zoom (m)	1.5	2.2	2.9	3.7	4.4	5.5	7.3	11.0
Distance with Min. zoom (m)	1.7	2.6	3.4	4.3	5.1	6.4	8.5	12.8



It's Time. Let Your Presentation Shine.



BenQ Projector MP727

Get ready for the technological era of "lights-on" presentation with BenQ





Enjoy The Perfect Projection with The BenQ High Brightness Projector

4300 Lumens, Superb Brightness

It doesn't matter where you are – MP727 with 4300 ANSI Lumens will always give you the best clarity under the brightest lights! So, take advantage! Stay in control and enjoy perfect presentations and the best interactions with your audience!

Interactivity is the key to successful presentations.

Keep the lights on! Interact with your audience and enjoy the group participation!



other brands



MP727

Note-taking is made easy.

Taking notes in the dark is not an easy thing to do. From now on, keep the lights on! Make sure all your important messages are delivered and written down!



other brands



MP727

There's no more switching on or off!

No one needs to get the light anymore! Now you can keep your future meetings nice and bright and keep your finger off the light switch.



other brands

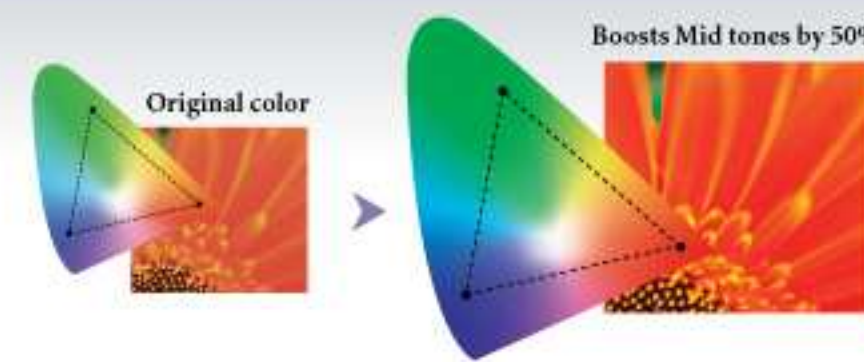


MP727

Enjoy Bringing The Colors of The World to Life

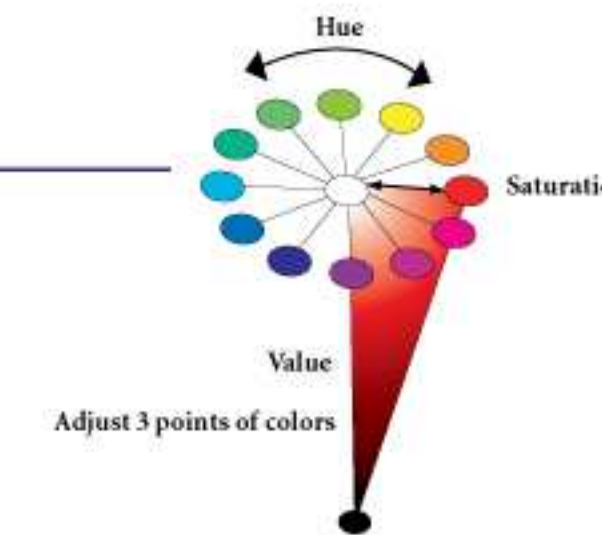
BrilliantColor™

The MP727 gives you the truest, liveliest color ever with BenQ's unique golden ratio 5-segment color wheel. Made in collaboration with advanced BrilliantColor™ technology from Texas Instruments, mid-tone colors are boosted to heighten brightness levels, making images more precisely rendered than ever.



3D Color Management

Enjoy the freedom of adjusting the color intensity to meet your personal preferences. With the MP727 as its built-in 3D color management technology, you have independent control of six colors' (R/G/B/C/M/Y) hue, gain and saturation levels.

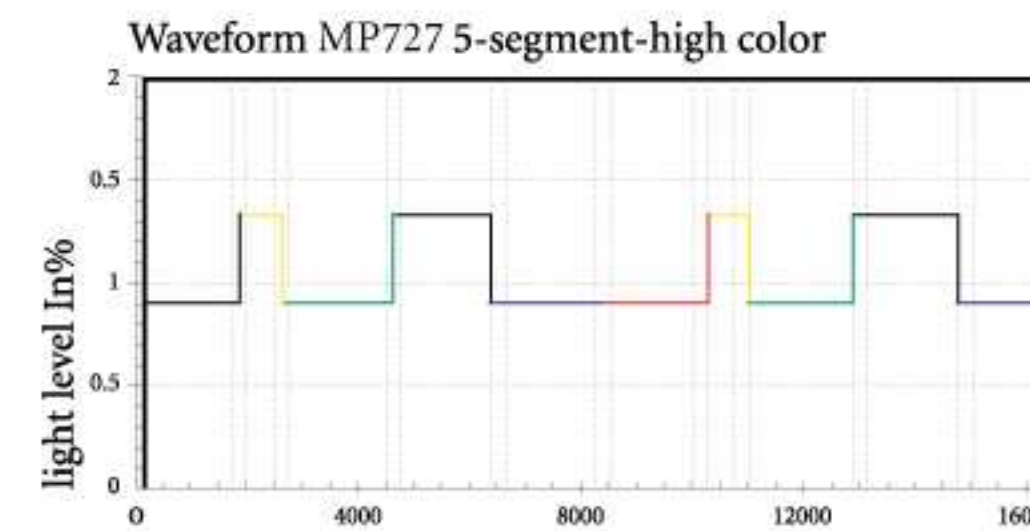


3500:1 High Contrast Ratio

The high 3500:1 Contrast ratio means fine details and subtle colors differences are rendered vividly even in darkly lit scenes.

UNISHAPE™

MP727 equipped with UNISHAPE™ to offer a solution to the problem that the brightness of the image is reduced in existing technologies due to color correction and dark video enhancement. UNISHAPE™ counteracts this effect by adapting lamp output dynamically to the color wheel segment. With UNISHAPE™, it is now possible to get outstanding image quality in all situations with on and the same device.



Enjoy BenQ's Ease of Use This is What You Need When Your Present

Presentation Timer

The on-screen timer will help you keep your presentations on track. And instead of wondering where you are in the presentation, your audience can stay focused on the actual content.

Wall Color Correction

Wall color correction provides optimized viewing experience for different surfaces, such as a classroom blackboard, that might be used to display content instead of a regular projector screen.

light yellow	2174
pink	2138
light green	2206
blue	2210
blackboard	



Have fun with consistent color in various environments

Panel Key Lock

This handy feature will help you keep presentations glitch-free by preventing accidental button presses from activating the associated function.

Quick Auto Search

The MP727 will automatically scan for attached video sources, sparing you the hassle of manually locating them. Just plug in the source and almost instantly your show is ready to go.



Power On/Off Tone

Let the built-in alerts tell you when to start projecting and when to pack things up. Enjoy talking with your audience at ease.

Top Access Lamp Door

While most projectors make replacing the lamp an ordeal, the MP727 makes this maintenance task simple by putting an easily opened access door right on the top of the unit.

HDMI 1.3

Provide superior, uncompressed digital and audio quality.

Audio Out

This will allow you to connect the projector's speakers to external speakers

