

Laser projector

Compact, Light, and Quick start-up Laser projector



LASER
Light
Source



LINEUP

MP-JW401E

WXGA 4,000 lm

MP-JW351E

WXGA 3,500 lm

MP-JX351E

XGA 3,500 lm

Compact, Light and Slim

The smallest and lightest series of Maxell laser projector have been released. Despite their compactness, they are bright enough to be used in medium-sized conference rooms. They can be easily carried from one meeting room to another. They can be easily fixed to the ceiling.

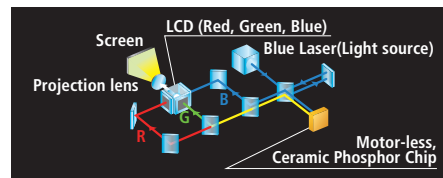


*1 Excluding protruding parts

Motor-less optical units

Instead of a conventional rotating phosphor wheel, a motor-less ceramic phosphor is used. The reliability is improved by removing the moving parts. In addition, Maxell's laser light source projectors have 20,000 hours*2 of light source life. Users can enjoy using the projector for long periods of time.

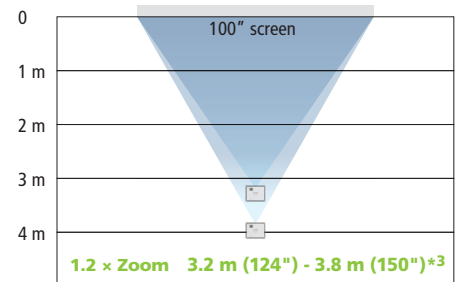
*2 For laser light source. In this case of that LIGHT OUTPUT is set to Normal. The value is an estimate and may vary depending on the use environment or use condition.



* This is for illustrative purposes only.

1.2x Zoom lens

The 1.2x zoom lens allows the users to flexibly move the projector in a 0.6m range in the forward and backward direction when projecting on a 100" screen.



*3 In case of MP-JX351E: 3.0 m (117") - 3.6 m (141")

* This figure is not drawn to scale.

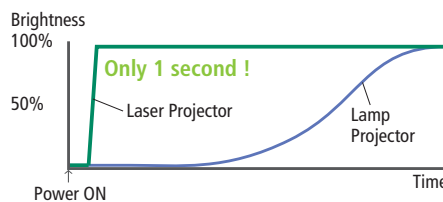
360° Projection

The projector provides great installation flexibility as it can be installed at various angle. By rotating the projector 90 degrees, you can project vertically long images (Portrait Projection).



Quick Start*4

When STAND BY MODE is set to QUICK START, projection starts within 1 second*5 of turning on. You can use to start presentation and class quickly.




* This is for illustrative purposes only.

*4 The standby power consumption of the mode is higher than the other modes.

*5 It may take approx. 8 seconds depending on the duration time of standby and the input signal.

USB-A power supply

5V 2.0A power can be supplied from the USB-A terminal. As a result, when using a media streaming device, there is no need to connect it to an external power supply. It can be used with simple wiring.



Specifications			
Model name	MP-JW401E	MP-JW351E	MP-JX351E
Display system	3LCD		
Display device	Size of effective display area	0.59" × 3, aspect ratio 16 : 10	0.63" × 3, aspect ratio 4 : 3
	Number of pixels	1,024,000 pixels H : 1,280 × V : 800 (WXGA)	786,432 pixels H : 1,024 × V : 768 (XGA)
Lens	Zoom	Manual (1.2x)	
	Focus	Manual	
Light source	Laser diode		
Screen size	30 ~ 300 inch		
Light output (Brightness)*1	4,000 lm	3,500 lm	
Contrast ratio (full white / full black)*2	2,000,000 : 1		
Speaker	1W × 1 (mono)		
Displayable scanning frequency	Horizontal	15 ~ 106 kHz	
	Vertical	50 ~ 120 Hz	
Display resolution	Computer	Full HD (max.) *Native resolution is WXGA.	Full HD (max.) *Native resolution is XGA.
	Video	1080P*3 (max.) *Native resolution is WXGA.	1080P*3 (max.) *Native resolution is XGA.
Terminals	COMPUTER IN	Mini D-sub 15 pin connector × 1	
	HDMI IN	HDMI (HDCP compliant) × 1	
	AUDIO IN	3.5mm (stereo) mini connector × 1	
	AUDIO OUT	3.5mm (stereo) mini connector × 1	
	CONTROL (RS-232C)	D-sub 9 pin connector × 1	
	USB-A	USB type A × 1 (DC 5V 2.0A power supply)	
	USB-B	USB type B × 1 (USB mouse control)	
Operating temperature	0 ~ 40°C*4 (The brightness of light source may be reduced automatically over 35 °C (95 °F).)		
Operating humidity	10 ~ 80%RH (non-condensing)		
Power requirements	AC 100V - 120V (50 / 60Hz), 2.6A	AC 100V - 120V (50 / 60Hz), 2.3A	
	AC 220V - 240V (50 / 60Hz), 1.3A	AC 220V - 240V (50 / 60Hz), 1.2A	
Power consumption	AC 100 - 120V : 250W	AC 100 - 120V : 230W	
	AC 220 - 240V : 240W	AC 220 - 240V : 220W	
Standby mode power consumption	0.5W at saving mode*5		
Standard outside dimensions (W × H × D)	336 mm × 87 mm × 276 mm (13.2" × 3.4" × 10.9") (Including protruding parts)		
	330 mm × 69 mm × 271 mm (13.0" × 2.7" × 10.7") (Excluding protruding parts)		
Weight	Approx. 3.4 kg (7.5 lbs.)		
Accessories	Remote control with two AA batteries, Power cord, Computer cable, Lens cover, User's manuals		
Optional parts	Air filter	UX44211	
	Mounting accessories	HAS-E100 (Bracket for ceiling mount), HAS-104S (Slim adapter for fixing mount), HAS-204L (Standard adapter for fixing mount), HAS-304H (Long adapter for fixing mount)	

*1 When PICTURE MODE is set to DYNAMIC, LIGHT OUTPUT is set to Normal 100%, and zoom position is WIDE (max.). *2 When PICTURE MODE is set to DYNAMIC, DYNAMIC BLACK is ON, LIGHT OUTPUT is set to Normal 100%, and zoom position is WIDE (max.). *3 Except for 1080P (24Hz). *4 0 - 40°C at altitude from 0 m to 1,600 m. 0 - 35°C at altitude from 1,600 m to 3,048 m. *5 SAVING mode disables the functions of MONITOR OUT, AUDIO OUT, speaker sound, RS-232C control except POWER ON command, etc. in standby.

Dimensions

* This figure are not drawn to scale.

Projection Distance

Placed on the horizontal surface

Suspended from the ceiling

* This figures are not drawn to scale.

MP-JW401E / MP-JW351E 16 : 10 screen (1,280 × 800)												
Screen type	Screen type				Projection distance				Screen height			
	H		V		a (min.)		a (max.)		b		c	
inch	m	inch	m	inch	m	inch	m	inch	m	inch	m	inch
60	1.3	51	0.8	32	1.9	74	2.3	89	75	30	6	2
80	1.7	68	1.1	42	2.5	99	3.0	119	100	39	8	3
100	2.2	85	1.3	53	3.2	124	3.8	150	125	49	10	4
120	2.6	102	1.6	64	3.8	150	4.6	180	150	59	12	5
150	3.2	127	2.0	79	4.8	188	5.7	226	188	74	14	6
200	4.3	170	2.7	106	6.4	251	7.7	302	250	98	19	8

MP-JX351E 4 : 3 screen (1,024 × 768)												
Screen type	Screen type				Projection distance				Screen height			
	H		V		a (min.)		a (max.)		b		c	
inch	m	inch	m	inch	m	inch	m	inch	m	inch	m	inch
60	1.2	48	0.9	36	1.8	69	2.1	84	78	31	13	5
80	1.6	64	1.2	48	2.4	93	2.9	113	105	41	17	7
100	2.0	80	1.5	60	3.0	117	3.6	141	131	51	22	9
120	2.4	96	1.8	72	3.6	141	4.3	170	157	62	26	10
150	3.0	120	2.3	90	4.5	177	5.4	213	196	77	33	13
200	4.1	160	3.0	120	6.0	237	7.2	285	261	103	44	17

* The values may be different slightly.

Environment

- ▶ Long Life mode
- ▶ No use of mercury lamp

Terminals

(1) USB-A (2) USB-B
(3) HDMI (4) COMPUTER IN
(5) CONTROL (RS-232C)
(6) AUDIO IN (7) AUDIO OUT

-Design and specifications are subject to change without notice.

- The projected images and comparison photos in this catalog are simulations.
- LCD panels, polarizers and other optical components and cooling fans may need replacement after prolonged usage. For more details, please consult a sales representative.
- Do not use in places where there is a lot of water, dampness, steam, dust, soot or tobacco smoke. This may result in fire or malfunction.
- Optical components (light source, LCD panel, polarizing plate, PBS [polarizer beam splitter]) have limited service lives. They must be repaired or replaced if they are used for a long period of time.
- During use and immediately after use, do not touch anywhere near the vents as these parts are extremely hot.
- Optical components other than the light source: If the projector is used for six hours or more per day, they may need to be replaced in less than a year.
- LCD panel: If the projector is used continuously for six hours or more, its replacement cycle may be shortened.
- Follow the directions in the user's manuals to set up the projector properly. Heed all the warnings and cautions in the manuals or on the product. Visit our website to get the latest manuals.
- Each product may have differences of color, brightness, and focus due to manufacture variation.
- HDMI® and High-Definition Multimedia Interface are trademarks or registered trademarks of HDMI Licensing Administrator, Inc. in the United States and other countries.
- Other trademarks are the properties of their respective owners.
- This projector is a CLASS 1 LASER PRODUCT (IEC/EN 60825-1:2014).



CLASS 1 LASER PRODUCT
PRODUIT LASER DE CLASSE 1
LASERPRODUKT DER KLASSE 1
1類雷射產品 IEC/EN 60825-1:2014