



EPSON®

EXCEED YOUR VISION

	Epson EB-S6	Epson EB-X6	Epson EB-W6
SPECIFICATIONS			
Projection system (3LCD)	0.55-inch	0.63-inch	0.56-inch with MLA
Native resolution	SVGA (800x600)	XGA (1024 x 768)	WXGA (1280 x 800)
Native aspect ratio	4:3	4:3	16:10
Resolution supported	VGA up to SXGA	VGA up to SXGA	VGA up to UXGA
Brightness (High / Low)	2200 ANSI lm / 1750 lm	2200 ANSI lm / 1750 lm	2000 ANSI lm / 1590 lm
Projection lens			
• Throw ratio	1.45 - 1.96:1	1.40 - 1.68:1	1.47 - 1.77:1
• Type	Digital zoom / Manual focus	Manual zoom / Manual focus	Manual zoom / Manual focus
• F Number	1.44	1.6 - 1.74	1.6 - 1.74
• Focal Length	16.6 mm	18.4 mm - 22.12 mm	18.4 mm - 22.12 mm
• Focus/Zoom type	Manual focus / 1.35 x digital zoom	Manual focus/ 1.2 x Optical Zoom	Manual focus/ 1.2 x Optical Zoom
• Offset	9.6:1	8.6:1	10:0
• Lens protection	A/V mute slide	A/V mute slide	A/V mute slide
Lamp			
• Type	170W UHE - E-TORL	170W UHE - E-TORL	170W UHE - E-TORL
• Life	4000 hours / 3000 hours (Low/High brightness mode)	4000 hours / 3000 hours (Low/High brightness mode)	4000 hours / 3000 hours (Low/High brightness mode)
Colour Reproduction	Full-Colour (16.77 million colours)	Full-Colour (16.77 million colours)	Full-Colour (16.77 million colours)
Fan noise	28 dB / 35 dB (Low / High Brightness mode)	28 dB / 35 dB (Low / High Brightness mode)	28 dB / 35 dB (Low / High Brightness mode)
Contrast ratio	2000:1	2000:1	2000:1
Screen size (Projection distance)	30" to 350" [0.87 to 10.5 m] 60" screen 1.77 - 2.4 m	30" to 300" [0.84 to 10.4 m] 60" screen 1.7 - 2.1 m	27" to 270" [0.84 to 10.4 m] 60" screen 1.9 - 2.3 m
Keystone correction	Vertical: ± 30°	Vertical (automatic): ± 30°	Vertical (automatic): ± 30°
Input			
• Computer	1xD-sub 15-pin (RGB)	1xD-sub 15-pin (RGB)	1xD-sub 15-pin (RGB)
• Video	1xD-sub 15-pin (component), 1xRCA, 1xS-Video	1xD-sub 15-pin (component), 1xRCA, 1xS-Video	1xD-sub 15-pin (component), 1xRCA, 1xS-Video
• Digital (video and audio)	-	-	1x HDMI (up to 1080p)
• Audio	2 x RCA (red/white)	2 x RCA (red/white)	2 x RCA (red/white)
• JPEG Viewer	-	-	1xSD card reader / 1xUSB type A
• USB Display / Control	1xUSB type B	1xUSB type B	1xUSB type B
Output			
• Computer	1xD-sub 15-pin (RGB)	1xD-sub 15-pin (RGB)	-
Built-in speaker	1 W monaural	1 W monaural	7 W monaural
Direct Power On / Direct Power Off	Yes	Yes	Yes
Security	Kensington lock, Padlock & Security Cable Hole	Kensington lock, Padlock & Security Cable Hole	Kensington lock, Padlock & Security Cable Hole
Other functions	2-in-1 USB Display, Auto Source Search, A/V Mute slide, Auto Detection of RGB, Password Protected Function, 8 Colour Modes, High Altitude Mode, User logo, Freeze, E-Zoom, Help, Test Pattern		
Operating temperature / altitude	5°C to 35°C / 0 to 2286m (High Altitude Mode over 1500m)	5°C to 35°C / 0 to 2286m (High Altitude Mode over 1500m)	5°C to 35°C / 0 to 2286m (High Altitude Mode over 1500m)
Power supply wattage	100 - 240 V AC ±10%, 50/60 Hz	100 - 240 V AC ±10%, 50/60 Hz	100 - 240 V AC ±10%, 50/60 Hz
Power consumption lamp on	231 W	231 W	231 W
Power consumption stand-by	4.3 W	4.3 W	4.3 W
Weight	2.7Kg	2.8Kg	2.8Kg
Dimension (D x W x H)	245x327x92mm (excluding feet)	245x327x92mm (excluding feet)	245x327x92mm (excluding feet)
On-screen menu	33 Languages : English / French / German / Italian / Spanish / Catalan / Portuguese / Dutch / Danish / Polish / Hungarian / Czech / Romanian / Slovenian / Norwegian / Swedish / Finnish / Russian / Ukrainian / Greek / Turkish / Arabic / Thai / Indonesian / Croatian / Slovak / Bulgarian / Malay / Vietnamese / Japanese / simplified Chinese / traditional Chinese / Korean		
SUPPLIED ACCESSORIES			
Power Cable	1.8 m	1.8 m	1.8 m
Computer Cable	1.8m D-Sub 15-pin (Male/Male)	1.8m D-Sub 15-pin (Male/Male)	1.8m D-Sub 15-pin (Male/Male)
USB Cable	1.8m USB-A / USB-B	1.8m USB-A / USB-B	1.8m USB-A / USB-B
Soft carry case	included	included	included
Remote Control	With 2xAA type batteries	With 2xAA type batteries	With 2xAA type batteries
Password Protect Sticker	included	included	included
User Manual	included	included	included
WARRANTY*	3 years (including 1 year or 1000 hours on lamp)		

* Warranty offers are not available for all countries. Please contact your local Epson representative.



For further information please contact your local Epson office or visit www.epson-europe.com

Austria 0810/20 01 13 (0,07 €/min.) Belgium 070/350 120 (0,1735 €/min.) Czech 800/142 052 Denmark 44 50 85 85
 Finland 0201 552 091 France 0892 899 999 (0,34 €/min.) Germany 01805/23 41 10 (0,14 €/min.) Greece 210-8099499
 Hungary 06800 147 83 Ireland 1 800 409132 Italy 02-660321 10 (0,12 €/min.) Luxembourg 900/43010 (0,24 €/min.)
 Middle East +9714 8818934 Netherlands 0900-5050808 (0,05€/oproep + 0,15€/min.) Norway 22 06 42 80
 Poland 0-0-800 4911299 (0,16 zł/min.) Portugal 707 222 111 Russia (095) 777-03-55 Slovakia 0850 111 429
 South Africa (+2711) 465-9621 Spain 93 582 15 00 Sweden 0771-400135 (Mobilsamtal - 0,99kr/min.,
 Lokala samtal - 0,30kr/min., Utlandssamtal - 0,89kr/min.) Switzerland 0848 448820 (4-8 cent/min.) Turkey (0212) 3360303
 United Kingdom 08702 416900

Entity carrying out management and coordination pursuant to article 2497 bis of Civil Code: Epson Europe BV.

Trademarks and registered trademarks are the property of Seiko Epson® Corporation or their respective owners. Product information is subject to change without prior notice.



Epson EB S6/X6/W6



View :: Compare :: Select - www.ProSelecta.com

Easy multimedia

Combine high-quality images, video and animated text into your presentation with the Epson EB S6/X6/W6 projectors. For impactful presentations that really make a difference to your teaching, the Epson EB S6/X6/W6 projectors are light weight, highly portable and enable you to move quickly between rooms. You can set up easily and project from a range of positions in the room.

Affordable, compact and attractively designed, the Epson EB-S6, EB-X6 and EB-W6 projectors offer a choice of screen resolutions, all with stunning 2000:1 contrast ratio. Our 2-in-1 USB Display technology simplifies installation and makes remote control of slideshows easy. These projectors are also fully compatible with the latest digital whiteboards.

Exclusive USB Display

The easiest way to project from a PC

A single USB cable, connecting the projector to your PC, combines the functions of display and Page Up/Down, halving the wires you need. With the projector remote control, you can navigate through a slideshow wirelessly as you walk around the room.

Totally secure

As these projectors can be ceiling-mounted, their security is obviously a concern. The Epson EB S6/X6/W6 projectors include a reinforced security bar and hole for a Kensington lock. Password protection and a control-panel lock make these projectors perfect for use in schools.

Automatic Vertical Keystone

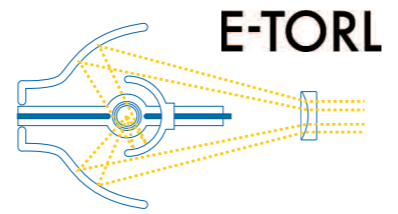
Achieve a squared image instantly and easily by adjusting distortions up to $\pm 30^\circ$ vertically (Manual Keystone for Epson EB-S6).



Economical and ecological

Epson projectors are designed and manufactured according to our strict Environmental Management System, which is based on ISO 14001. The Epson EB-S6, EB-X6 and EB-W6 projectors operate on reduced power and incorporate innovative environmental features.

E-TORL lamp - this gives clear visibility even in light rooms. With a lower power consumption compared to traditional lamps, the E-TORL lamp can last up to 3000 hours in high brightness mode, and up to **4000 hours** in low brightness mode.



Epson EB S6/X6/W6



A/V mute slide - instantly cuts both the projector beam and the sound, enabling the audience to focus entirely on you.

Direct Power On/Off - With a warm-up time of only 5 seconds, these projectors are very convenient when working in small groups. Cooling down is even faster: once you've finished just unplug the power cable and off you go.

Clear sharp images - Epson 3LCD technology results in stunning image quality, which is unprecedented for such affordable projectors.

<h3>Epson EB S6</h3> <ul style="list-style-type: none"> 2200lm SVGA 2.7kg 1W USB Display 	<h3>Epson EB X6</h3> <ul style="list-style-type: none"> 2200lm XGA 2.8kg 1W USB Display
---	--

Epson EB W6

This projector is ideal for large screen presentations with digital pictures, videos and DVDs.

Wide screen
The wide image (30% more pixels than XGA) is most effective on modern WXGA laptops.

Multimedia features

- HDMI interface - for top quality audio/video digital input
- 7W speakers - for comfortable sound that can fill a medium-sized room.
- USB slot and SD card reader - for easily setting up slideshows and presentations without connecting to a computer.

Remote control
With all the controls you need to navigate the extra digital A/V functions and comfortably browse your picture files.

- 2000lm
- WXGA
- 2.8kg
- 7W
- USB Display
- SD card reader and USB key slot