

Specifications

SYSTEM	
Image Device	3-panel D-ILA® (0.7-inch diagonal)
Projection Lens	Zoom lens (2:1 - 2.6:1, power focus, 40% offset) (DLA-SX21), 1:1 short-focus fixed lens (0% offset) (DLA-SX21S)
Brightness	1,500 ANSI lumens
Resolution	1,400 x 1,050 pixels (1.5M pixels), 1,000 TV lines (4:3, vertical, video input)
Aspect Ratio	Visible area 4:3 (Selectable 16:9 - 4:3 aspect ratio)
Contrast	800:1
Scanning Frequency	
Horizontal	15 kHz - 120 kHz
Vertical	24, 25, 30, 50 -120 Hz
Data Clock	230 MHz
Screen Size (width)	
	2.6 ft to 20.0 ft (0.8 m to 6.1 m) (DLA-SX21)
	2.6 ft to 6.6 ft (0.8 m to 2.0 m) (DLA-SX21S)
Throw Distance (approx.)	
	5.2 ft to 39.4 ft (1.6 m to 12.0 m) (DLA-SX21)
	2.6 ft to 6.6 ft (0.8 m to 2.0 m) (DLA-SX21S)
Lamp	250 W, NSH
Electric Keystone Correction	
Vertical	±30 degrees
Horizontal	±10 degrees
Digital Zoom	4 times (area ratio 16 times, 8-step), (DLA-SX21)
Still	Freeze
Color profile	sRGB, MacRGB, AdobeRGB, EBU, off (—)
Color Temperature	6500/STD/user(not linked with color profile), selectable
On-screen Display	8 languages (Japanese/English/German/Spanish/Italian/French/Portuguese/Korean)
DIST	
ON/OFF switching	480i (NTSC), 576i (PAL), 480p, 576p, 720p@60, 1080i (60,50) 1035i@60, 1080p (24sF, 25sF, 30sF), 1080p (24, 25, 30)
INPUT SIGNALS	
RGB/RGBHV	VGA/SVGA/XGA/SXGA/SXGA+/UXGA
Composite	NTSC/PAL/SECAM/NTSC4.43
Component	Y, Pb/B-Y, Pr/R-Y, 480i/480p, 720p, 1080i, 1080/24sF/25sF/30sF 1080/24p/25p/30p
INPUT TERMINALS	
RGB	2 sources (BNC (PC2)/D-sub 15-pin (PC1))
Digital	1 source (DVI) (not compatible with SXGA Plus)
Video	3 sources (RCA/S-terminal/BNC (Y/Pb/Pr)) (same as RGB)
Audio	1 source (mini jack)
OUTPUT TERMINAL	
DC output	DC 5 V, 1.5 A
CONTROL TERMINALS	
Serial input	1 source (RS-232C, D-sub 9-pin)
Serial output	1 source (RS-232C, D-sub 9-pin)
GENERAL	
Dimensions (WHD)	11-3/4" x 4-15/16" x 14-3/16" (298 x 124 x 360 mm) excluding projections
Weight	13 lbs. (5.9 kg)
Power Requirement	100 - 240, 50/60 Hz
Power Consumption	340 W
Options	Lamp for replacement

EMC Class B approved.

Connectors



Throw Distance vs. Screen Width

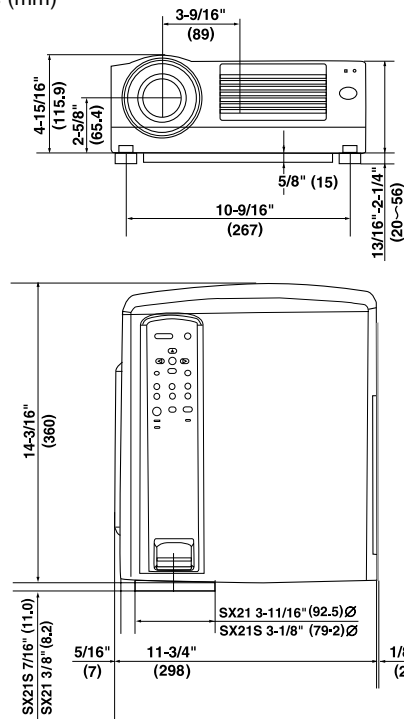
Screen Size	Throw Distance (approx.)	
	DLA-SX21	
Width	Wide	Tele
32" (0.81 m)	5'1" (1.56 m)	6'9" (2.05 m)
48" (1.22 m)	7'9" (2.37 m)	10'2" (3.10 m)
60" (1.52 m)	9'9" (2.98 m)	12'9" (3.89 m)
68" (1.73 m)	11'1" (3.38 m)	14'6" (4.41 m)
72" (1.83 m)	11'9" (3.58 m)	15'4" (4.68 m)
76" (1.93 m)	12'5" (3.79 m)	16'2" (4.94 m)
96" (2.44 m)	15'9" (4.80 m)	20'6" (6.25 m)
120" (3.05 m)	19'9" (6.01 m)	25'8" (7.83 m)
144" (3.66 m)	23'8" (7.22 m)	30'10" (9.41 m)
13' (4.06 m)	26'4" (8.03 m)	34'4" (10.46 m)
17' (5.08 m)	32'12" (10.05 m)	--
20' (6.10 m)	39'8" (12.08 m)	--

Screen Size	Throw Distance	
	DLA-SX21S	
Width		
32" (0.81 m)	2'6" (0.77 m)	
48" (1.22 m)	3'10" (1.17 m)	
57" (1.45 m)	4'7" (1.40 m)	
67" (1.70 m)	5'5" (1.66 m)	
72" (1.83 m)	5'10" (1.79 m)	
80" (2.03 m)	6'6" (1.99 m)	

Dimensions

DLA-SX21/DLA-SX21S

unit : inches (mm)



JVC
PROFESSIONAL

D-ILA® PROJECTOR
DLA-SX21
DLA-SX21S

Get ready for the high-resolution imaging demands of the future with the **DLA-SX21.**



Bring the best part of Hollywood home.

SXGA Plus

1400 x 1050 Pixels

JVC

ProSelecta

View :: Compare :: Select - www.ProSelecta.com



High resolution. Natural color reproduction. Home Theater is better than ever.

When it comes to video resolution, more pixels means a clearer image. JVC's DLA-SX-21 projects an incredible 4.5 million pixels that converge onto your screen to produce the most stunning, most accurate and highest resolution images possible. It's all due to JVC's exclusive D-ILA chip technology, found in projectors that Hollywood executives use for screening and critical color analysis.

The SX-21's three D-ILA chips pump out rich color and high contrast without the "screen door" and rainbow effects that plague other projectors.

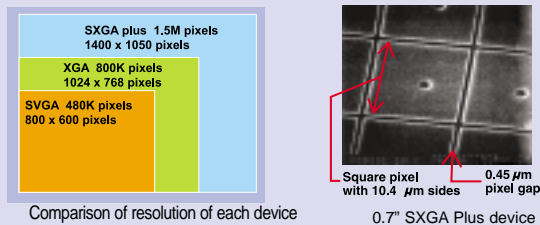
The DLA-SX21 delivers clarity and high resolution that was previously available only for the highest end, professional theaters. This clarity and high resolution can now be the foundation for your state-of-the-art home theater.

The SX21 is a lot more than you'd expect from a home theatre projector, but everything you'd expect from JVC.

New technologies

True SXGA plus (1400 X 1050 pixels) with D-ILA technology

The DLA-SX21 incorporates three high performance SXGA+ (1400 x 1050) 0.7" D-ILA devices (1.5M pixels x 3) with a total of 4.5M individual RGB pixels. These pixels are converged on screen to produce a stunning, high resolution picture with 1.5M high-density converged pixels. The high-density, reflective liquid crystal structure used in JVC's original D-ILA (Direct Drive Image Light Amplifier) technology achieves the optimal combination of brightness, resolution, contrast and color for the big screen. Thanks to the fine pitch D-ILA device, images are smooth as silk, boasting incredible detail and lush, vibrant, super-realistic color. Because small text, 3D computer graphics, animation and moving pictures are all displayed clearly right into the corners, this system is ideal for multiscreen applications. You'll be able to effectively combine each image with other images for a more powerful, high-impact presentation.

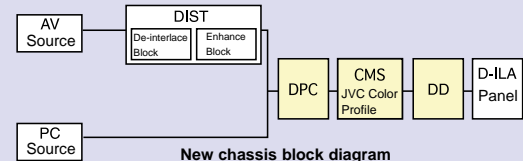


New JVC optical engine

JVC has developed a powerful new optical engine that incorporates PBS (Polarized Beam Splitter) circuits. The PBS circuits separate light source into Red, Green, and Blue (RGB) components and then use these RGB components to compose the image reproduced on-screen. Incorporated in the DLA-SX21, this original JVC technology minimizes dissipation in the light path and suppresses stray light in the prism, making it possible for this small 0.7" device to deliver an impressive 1500 ANSI lumens with an enhanced contrast ratio.

New circuitry

Developed specially for the DLA-SX21, this all-new circuitry (shown below) improves the sharpness, S/N, and color reproduction of both graphics and video. Gray scales and shading correction levels are also enhanced.



DPC: This section is newly designed to make horizontal keystone possible, enabling the full potential of SXGA plus machines to be achieved.

CMS: The RGB processor section (CMS) incorporates a well-accepted circuit

DD: The drive IC (Device Driver) used in the DLA-SX21's D-ILA device is the same advanced circuit used in our DLA-QX1 QXGA ultra-high resolution projector, assuring optimum device operation according to the input signals. This operation processing enables the D-ILA device to express film-like gradations.

Intelligent, advanced presentation projection

JVC color profile

JVC's color profile technology has been developed to ensure that colors are reproduced with greater fidelity to the original. Important color reproduction elements such as "color temperature", "gamma" and "RGB gamut" are optimized for each of four modes (sRGB, MacRGB, AdobeRGB, EBU). Simply choose the mode that matches your source for best results.

4 color profile modes are available.

1 **sRGB mode:** Corresponds to the color reproduction and color space defined by the international sRGB standard. This mode provides reliable, faithful color reproduction of images from Windows-based computers and HDTV pictures.

2 **Mac mode:** Gamma and gamut preset to match Mac computer standard color reproduction.

3 **Adobe mode:** Gamma and gamut settings optimized for Adobe applications such as Photoshop and Illustrator.

4 **EBU mode:** Suitable for broadcast video monitors.

DVI-D Plug and Play

Enables digital-to-digital input and ensures high-quality image reproduction without degradation.

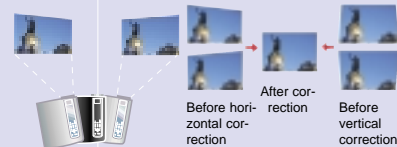
Another presentation support system

- 16x digital zoom function
- Freeze frame
- Hide buttons
- Selectable 16:9 - 4:3 aspect ratio

H/V digital keystone correction

Keystone correction can be performed horizontally (± 10 degrees) and vertically (± 30 degrees).

So, projection is possible offset at an angle, making installation flexible.



Note: The maximum correction range is narrowed depending on the resolution and the combination of horizontal and vertical corrections.

Capture User Logo function

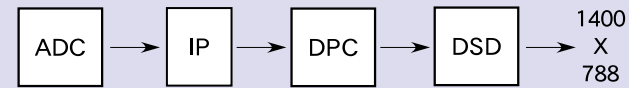
Instead of a blue screen, you can project a customized image (such as a company logo) whenever no other signal is input. Use this function to add a custom display for the interval between presentations.



High performance video/cinema projection

Original JVC DIST (Digital Image Scaling Technology)


JVC's original DIST technology consists of IP conversion, pixel density conversion and enhancer technology. Together these technologies ensure full correspondence with most DTV format signals, as well as with conventional NTSC/PAL/SECAM signals. Input signals are converted to SXGA plus resolution with reduced flicker and smear.



IP: The IP conversion system corresponds with all interlaced signals (including NTSC/PAL/SECAM/1080i (50 Hz/60 Hz), 24sF, 25sF, 30sF by selecting the optimum pull-down system (2-3 or 2-2 pull-down).

DPC: The pixel density conversion system achieves favorable frequency characteristics.

DSD: JVC's original contour correction technology (DSD - Digital Super Detail) is able to accurately control horizontal and vertical lines while suppressing the influence of oblique lines. Also incorporated is a color difference signal enhancer without overshoot that minimizes smear in color details. Two additional enhancers (with overshoot and without overshoot) are provided to enhance expression of details.



720p, 1080i (60, 50), 1080p (24, 25, 30), 1080p (24sF, 25sF, 30sF), HDTV format compatibility

To ensure compatibility with DTV signals, the DLA-SX21 accepts analog signals in the 720p, 1080i, 1080p and HDTV formats.

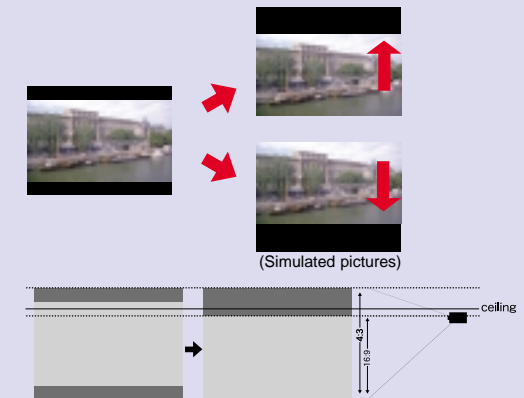


High contrast of 800:1

With extra-high contrast ratio of 800:1, the DLA-SX21 projects images with sharp details, crisp edges and great depth. Even in a bright room, images are clear, sharp and natural looking.

Digital shift

With Digital Shift, you can adjust the display position of the 16:9 image up or down on the 4:3 screen. This gives you a lot more installation flexibility when using the 16:9 screen; for example, when suspending the projector from the ceiling.



User-friendly design

Easy-to-change lamp and low running cost

The lamp can be easily replaced from the side and the filter from the front underside of the projector. An NSH lamp (high-pressure mercury lamp) is used, so running cost is kept low. The lamp life is approx. 2000 hours.



The lamp replacement is easy. Just remove the cover, unscrew the two screws, and pull out the lamp. Place a new lamp in the socket, screw it in, and replace the cover.

Easy installation

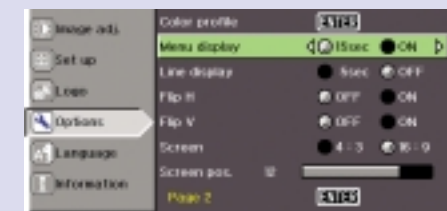
Installation is a snap, so you can take this projector anywhere for a presentation without worrying about setting it up. The feet can be adjusted to optimize the projection angle.

Compact, portable design

Weighing only 13 lbs. (5.9 kg), this projector is compact enough to carry anywhere.

New GUI on-screen display

The on-screen menu allows you to quickly make adjustments to various settings. The first and second menus are shown simultaneously for simple, systematic setting operation.



Wireless remote control unit

A wireless remote control unit with cursor keys is provided for remote operation of the projector. The GUI on-screen menu can also be operated with this remote control unit.



DLA-SX21S projector

