


EPSON[®]
EXCEED YOUR VISION



EMP-400W



Enjoy interactive teaching with
the latest ultra-short throw projector



The Epson EMP-400W is ideal for use in interactive teaching with whiteboards. Easy to use and flexible, this projector allows wide screen presentations with a short projection distance.

Enjoy multimedia at its best and improve interactivity with your students.

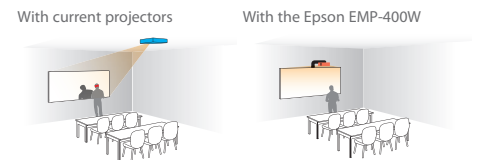
Perfect for use with interactive whiteboards

The Epson EMP-400W is perfectly suited for installation with interactive whiteboards. With digital whiteboards teachers can capture notes and instantly save, publish, print and email. Teachers can improve interactivity with students.



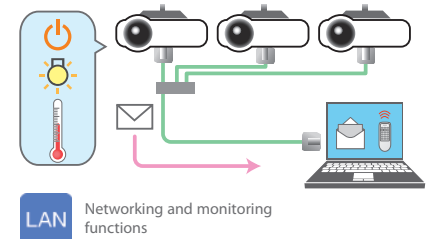
Projecting with virtually no shadows

Take advantage of maximum space for teachers and students. Easy to install and to monitor, this ultra-short throw projector is able to display a sharp focused 60-inch picture from a distance of just 65 cm from the projection surface, virtually eliminating shadow effects caused by people and objects in front of the screen.



Easy maintenance with network monitoring and control

The Epson EMP Monitor™ software enables you to remotely configure and operate the projector over your network. You can even set an e-mail alert for the internal temperature of your projector, or to monitor lamp status, in order to prevent any possible problems disrupting your presentations.

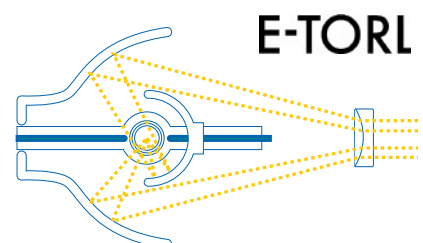


Environmentally friendly

The Epson EMP-400W is designed and produced in line with Epson's environmental efforts. It allows you to display a screen of up to 110 inches and consumes much less power than large flat panel televisions. This allows you to save both energy and costs.

This projector also boasts an improved lamp life, a sleep timer function, paint-free design and recyclable packaging.

- Minimise power consumption when not in use thanks to timer functions and rapid power on/off.
- Reduce pollution: the packaging is 100% recyclable and our projectors are manufactured without any paint.
- Enjoy clear visibility even in light meeting rooms with our E-TORL Lamp. Save money and energy, our low-wattage lamps last up to 4,000 hours.



Multimedia capabilities, secured, cost efficient – ideal for classrooms

- Ultra-short throw lens, only a small distance to the screen is necessary to project powerful images. This eliminates shadow effects and allows more space for the teacher and students.
- Project a wide-screen image, perfect for use with any laptop or with a DVD player.
- Improved security with the inclusion of a tough security bar, Kensington lock connectivity and password protection.
- Bright, colourful images with Epson 3LCD technology.
- Exclusive E-TORL lamp. Save money and energy with Epson's exclusive E-TORL lamp technology. These low-wattage lamps combine very high brightness with ultra-low power consumption.
- Easy maintenance with network monitoring and control. The EMP-400W enables teachers and IT support staff to monitor and control the projector simply by entering its IP address into the Epson EMP Monitor™ software.

Powerful built-in 10W speakers play any audio or video to your audience, without external speakers.



Ultra-short throw lens only a small distance is required between the projector and the screen. Thanks to the ultra-short throw projector, your presentation is virtually shadow free.

Easy maintenance with the Easy-Grab air filter and simple lamp change.

EMP-400W




EMP-400W



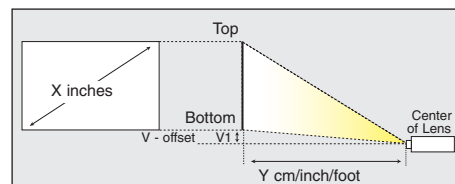
Model	Epson EMP-400W
Specifications	
Projection system (3LCD)	0.56-inch with MLA (x3) TFT
Native Resolution	WXGA (1280x800)
Native format	16:10 (automatic 4:3 / 16:10 / 16:9 detection & resizing)
Resolution supported	VGA ~ UXGA
Brightness	High/Low brightness mode: 1800 ANSI lm / 1420 ANSI lm
Projection lens	
F Number	1.8
Focal Length	6.48 mm (0.97m)
Focus/Zoom type	Manual Focus / 1.35 X Digital Zoom
Offset	10:-1.5
Lens protection	Lens cover
Lamp	Type: 170W UHE (E-TORL) Life: (Low/High brightness mode) 4000 hours / 3500 hours
Colour Reproduction	Full-Colour (16.77 million colours)
Fan noise	Low/High brightness mode: 28 dB / 35 dB
Contrast ratio	500:1
Screen size (Projection distance)	50 to 110 inch (0.54 to 1.22m)
Throw ratio	0.51-0.69 (16:10) / 0.61-0.83 (4:3)
Keystone correction	Vertical: -15 to +15 degrees
Input	
Computer	2xD-sub 15-pin (RGB)
Video	2xD-sub 15-pin (component), 1xRCA, 1xS-Video
Audio	2xStereo mini-jack, 2xRCA (White/Red)
Output	Computer / Audio: 1xD-sub 15-pin / 1xStereo mini-jack
Built-in speaker	10 W monaural
Control	RS-232C
Network	1xRJ45 (LAN)
Direct Power On/Off	Yes
Security	Security bar/Padlock and Kensington lock hole
Other functions	Source Search, Auto Detection of RGB, Operation Panel Protected Function, Password Protected Function, 8 Colour Modes, High Altitude Mode, User logo, Freeze, A/V Mute, E-Zoom, Help
Operating temperature / altitude	5°C to 35°C / 0 to 2,286m (High Altitude Mode over 1500m)
Power supply wattage	100 - 240 V AC \pm 10%, 50/60 Hz
Power consumption lamp on (220/240 V area)	236W
Power consumption stand-by (220/240 V area)	5.5W (network off) / 6.4W (network on)
Weight	3.6 kg
Dimension (D x W x H)	258 x 327 x 95 mm (excluding feet)
On-screen menu	24 languages (English / French / German / Italian / Spanish / Portuguese / Russian / Swedish / Norwegian / Finnish / Danish / Dutch / Hungarian / Czech / Polish / Slovenian / Romanian / Turkish / Greek / Arabic / Ukrainian/ Japanese / Simplified Chinese / Traditional Chinese / Korean)
Network performance	Projector control and projector management via network
Function	E-Mail notification SNMP Web control PJ-Link
Software	EMP Monitor (for Windows) / EPSON Projector Control (for Windows)
Supplied Accessories	
Power Cable	3m
Computer Cable	1.8 m D-sub 15pin (Male) - D-sub 15pin (Male)
Lens cover	included
Remote Control	With 2xAAA type alkaline batteries
Epson Projector Software (CD-ROM)	included
Password Protect Sticker	included
User Manual	included
Warranty	3 years - excluding lamp



Front view



Rear view



Screen size	Projection distance 16:10 aspect ratio			
	Wide		Tele	
	cm	inch	cm	inch
50	54	21	73	29
60	65	26	89	35
70	76	30	104	41
80	88	34	119	47
90	99	39	135	53
100	110	43	150	59
max 110	122	48	165	65

Screen size	Projection distance 4:3 aspect ratio			
	Wide		Tele	
	cm	inch	cm	inch
55	67	26	92	36
60	73	29	100	40
70	86	34	118	46
80	99	39	135	53
90	112	44	152	60
max 97,2	122	48	165	65



EPSON[®]
EXCEED YOUR VISION