

DATA PROJECTOR

VPL-CX70 VPL-CX75



Features

DATA PROJECTOR

VPL-CX70 VPL-CX75



High Brightness of 2500ANSI lm, Native XGA (1024x768) Resolution

Outstanding image quality is assured, even in bright rooms. Employing Sony's exclusive Virtual Lighting Source System with new Sony LCD 0.79" LCD panels, the VPL-CX70 delivers an impressive 2000 ANSI lumens. The addition of a Microlens assembly in the VPL-CX75 allows it to deliver a very powerful 2500 ANSI lumens.

* ANSI lumen is a standard measuring method of the American National Standards Institute IT7.228. Since there is no uniform method of measuring brightness, specifications will vary among manufacturers.

Advanced Intelligent Auto Setup Function with Auto Focus

Intelligent Auto Setup allows presentations to be started immediately. As soon as the power is turned on, the projector initiates a host of sophisticated set-up functions.

Powered Lens Protector

When power is switched on, the powered lens protector opens automatically. No more wasted time looking for a missing lens cover; it's always on the projector. When in use, it hides behind the cabinet automatically.




Auto Focus

Focus is adjusted automatically by the built-in Auto Focus system. That means you won't waste time waiting for the picture to be displayed and then adjusting the focus.

Powered Tilt Adjuster


The shooting angle can be set using the power-operated tilt adjuster via the supplied Remote Commander unit. The new setting is retained in memory and instantly recalled the next time the projector is used.



Powered tilt adjuster

Auto Keystone Correction

Vertical keystone distortion is automatically corrected according to the tilt angle. Keystone distortion can be corrected by up to 20 degrees. This means images can be projected with correct geometry even when installation space is limited.



Auto keystone correction

Auto Input Search

The VPL-CX70/CX75 automatically checks the projector's input connectors and selects the one to which an input signal is supplied. Images are projected from the moment the power is turned on.

Smart APA (Auto Pixel Alignment)

The Smart APA function automatically sizes and adjusts the PC image for optimum picture performance allowing users to concentrate on their presentations, rather than time-consuming technical adjustments.

Control Panel Key Lock

Control panels on both the top and the side of the projector can be locked, preventing inadvertent or unauthorised adjustment of the controls.

On Screen Multi-Language Setup Menu

The On-Screen Display for projector control is available in thirteen languages: English, Dutch, French, Italian, German, Spanish, Portuguese, Russian, Swedish, Norwegian, Japanese, Chinese, and Korean. Its position and colour can be altered, depending on user preferences.

Ceiling Mountable

The VPL-CX70/CX75 can be ceiling mounted or used for rear projection. Screw holes on the bottom plate are provided for use with a suspension-type bracket.

System Expandability (network capability, CX75 only)

By integrating into a wireless LAN environment, it is possible to control functions such as Power On/Off and to acquire status information such as the length of time the lamp has been on through a Web browser.

Back-to-Front Tilt

The VPL-CX70/CX75 can be tilted upwards or downwards by up to 90 degrees, making them ideal for rear-projection applications.

Low-Power Consumption

Standby power consumption of less than 0.5 W has been achieved, making the VPL-CX70/CX75 highly eco-friendly projectors.

OFF & GO

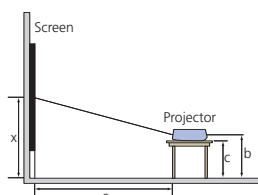
The VPL-CX70/CX75 incorporates a built-in circuit that continues to run its cooling fan after the power is cut. This feature allows you to unplug the projector and carry it away without waiting, because the fan continues to cool the unit.

Other Features

- Digital Zoom Function
- Freeze Function
- Picture/Audio Muting Function
- Adjustable Rear Legs

Throwing Distance

Floor Installation

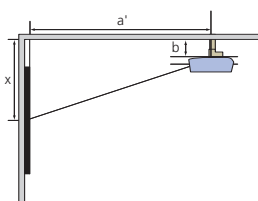


Screen Size (mm)		40	60	80	100	120	150	180	200	250	300
a	Minimum	1160	1760	2360	2970	3570	4470	5380	5980	7490	9000
	Maximum	1350	2040	2740	3440	4140	5180	6230	6930	8670	10420
b		x-237	x-356	x-474	x-593	x-711	x-889	x-1067	x-1185	x-1482	x-1778
c		x-299	x-417	x-536	x-654	x-773	x-951	x-1129	x-1247	x-1543	x-1840

Screen Size (inches)		40	60	80	100	120	150	180	200	250	300
a	Minimum	45 3/4	69 3/8	93	117	140 5/8	176 1/8	211 7/8	235 1/2	295	354 3/8
	Maximum	53 1/4	80 3/8	108	135 1/2	163 1/8	204	245 3/8	272 7/8	341 1/2	410 3/8
b		x-9 3/8	x-14	x-18 3/4	x-23 3/8	x-28	x-35	x-42	x-46 3/4	x-58 3/8	x-70 1/8
c		x-11 7/8	x-16 1/2	x-21 1/8	x-25 7/8	x-30 1/2	x-37 1/2	x-44 1/2	x-49 1/8	x-60 7/8	x-72 1/2

- a: distance between the screen to the centre of the lens
 b: distance between the floor and the centre of the lens
 c: distance between the floor and the foot of the projector
 x: distance between the floor and the centre of the screen, free

Ceiling Installation



Screen Size (mm)		40	60	80	100	120	150	180	200	250	300
a'	Minimum	1260	1860	2470	3070	3670	4580	5480	6090	7600	9100
	Maximum	1450	2140	2840	3540	4240	5280	6330	7030	8770	10520
x		b+293	b+411	b+530	b+649	b+767	b+945	b+1123	b+1241	b+1538	b+1834
b		free									

Screen Size (inches)		40	60	80	100	120	150	180	200	250	300
a'	Minimum	49 5/8	73 1/4	97 3/8	121	144 5/8	180 3/8	215 7/8	239 7/8	299 1/4	358 3/8
	Maximum	57 1/8	84 3/8	111 7/8	139 1/2	167	208	249 1/4	276 13/16	345 3/8	414 1/4
x		b+11 5/8	b+16 1/4	b+20 7/8	b+25 5/8	b+30 1/4	b+37 1/4	b+44 1/4	b+48 7/8	b+60 5/8	b+72 1/4
b		free									

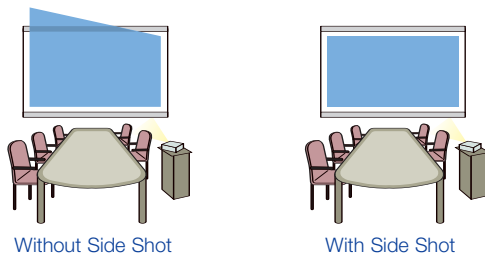
- a': distance between the screen and the front mounting hole on the bottom surface of the projector
 b: distance between the ceiling and the front mounting hole on the bottom surface of the projector
 x: distance between the ceiling and the centre of the screen
 Ceiling mount is not supplied. Please contact your nearest Sony office for details on installing the VPL-CX70/CX75

Short Focal-Length Lens, Power Focus, Power Zoom

The short focal-length lens enables a large screen size from a short throwing distance. An 80-inch* image can be projected from a distance of only 2.4 metres. This feature is invaluable when room space is limited but dynamic presentations are required. In addition, power focus and zoom are easily controlled from the supplied remote commander when the projector is away from the user.

* Viewable area, measured diagonally

Side Shot™ Horizontal Keystone Adjustment



Side Shot digital horizontal keystone adjustment capabilities allow you to effortlessly align the picture at the press of a button. This technology allows you the convenience of placing the projector off-axis from the centre of the screen when necessary.

Air Shot Wireless Presentations

The VPL-CX75 features Sony's Air Shot wireless transmission function, which eliminates the need for cable connections between PC and projector. This convenient feature makes it easy to switch presentations from one person to another – the presenter simply passes a USB wireless LAN module to the next presenter. It also allows mobility between PC and projector, so that you can pick up your PC and walk to another part of the room without fumbling with a cable.



Simple Mode

Air Shot Simple Mode is a revolutionary new way of presenting, allowing you to establish wireless communication between projector and PC, and to instantly begin your presentation. This feature is simple to use, even for those not familiar with setting up wireless network systems.

Making Air Shot Wireless Presentations is as Easy as 1, 2, 3!

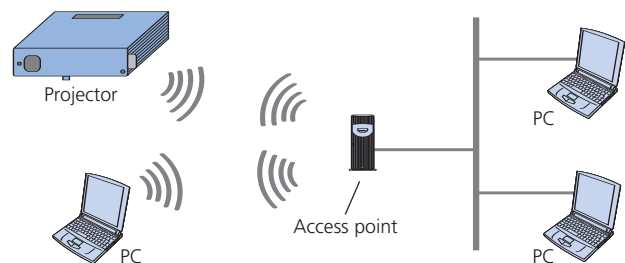
- 1) Simply insert the wireless LAN card into the VPL-CX75, and turn on the projector.
- 2) Then, plug the USB wireless LAN module into your PC.
- 3) The image on your PC is automatically projected from the VPL-CX75.



Note: The Projector Station for Air Shot software application must be installed on the PC the first time the projector's Air Shot feature is used. This can be done by simply plugging the USB storage media into your PC and following the "Setup Wizard" instructions on your PC display. *

* When using Windows XP or Windows 2000, the user must be logged into an account with computer administrator access.

LAN Connection Capability *



In office environments with a wireless LAN capability, the VPL-CX75 can be accessed via a wireless LAN access point and used by any PC on the LAN. This configuration is convenient for remote maintenance and control of the projector.

* Simple Mode cannot be used in this configuration. An IEEE 802.11b-compliant wireless LAN access point is required.



Stylish and Compact Design

Weighing only 2.9kg and complemented by a stylish and rugged carry case, the VPL-CX70/CX75 has the portability to go with you when you need it. * Its clean and simple design keeps commonly used controls at your fingertips while integrating those less commonly used into the side of the chassis. Connections are concealed beneath a slide away cover, keeping your desktop tidy and clutter-free. * Carrying case is supplied.

Web Browser Access (CX75 only)

In any of the various Air Shot configurations, including Simple Mode, LAN Configuration, and Multi-Connection Configuration, all VPL-CX75 projectors can be accessed via a web browser*. The setup menu can be changed and maintenance information can be obtained via a user-friendly GUI. * Requires Microsoft Internet Explorer 5.0 or later.

PC-Less presentations (CX75 only)

Photos and video clips can be run right from the VPL-CX75 projector using "Memory Stick™" media. This means there is no need for a PC. The system can directly project JPEG, including digital photo (DCF standard) and MPEG1* movie formats. Projected images can be directly controlled with the RM-PJM17 Remote Commander unit. Microsoft PowerPoint presentations, BMP, and TIFF files can also be projected by converting them to JPEG files, using the supplied Projector Station for Presentation software application, and saving them to "Memory Stick" media. The VPL-CX75 has a standard size of "Memory Stick" / Duo size compatible slot.

* The following MPEG-1 movie formats can be displayed from "Memory Stick" media. MPEG MOVIE, MPEG MOVIE EX, MPEG MOVIE CV, MPEG MOVIE HQ, MPEG MOVIE AD, and MPEG-1 from VAIO(R) Giga Pocket TM devices.

Low Fan Noise

The VPL-CX70 and CX75 are incredibly quiet projectors. The latest in noise modelling techniques have been used to achieve whisper-quiet fan noise via low turbulence air flow paths. A custom designed low speed fan system further reduces noise without sacrificing cooling capacity.



RM-PJM17

RM-PJP1

Easy-to-Use Remote Commander Units

The VPL-CX70 and VPL-CX75 are supplied with the RMPJM17 Full Function IR Remote Commander, providing complete set up and operational control. The VPL-CX75 is also supplied with the RMPJP1, a very stylish, simple controller for delivering presentations with the Air Shot Wireless feature. The RMPJP1 includes a Laser Pointer.

Security Feature

These two models are fitted with a Password Security Function to deter theft. When activated, the projector will not operate unless a password is entered after the mains power is re-applied to the projector.

Various Inputs

In addition to S-Video, RGB signals and all the Digital TV standards in Australia, including HDTV, interlaced and progressive signals are supported.

Specifications

VPL-CX75

Optical	
Projection System	3 LCD panels, 1 lens projection system
Panel	0.79-inch XGA LCD panel with Micro Lens Array 2,359,296 pixels (786,432 pixels x 3)
Projection lens	1.2 times F1.6 to 1.78, f23.5 to 28.2 mm
Lamp	165 W/135 W UHP
Screen coverage	40 to 300 inches (measured diagonally)
Keystone Correction Range	Max. ±30° vertical, ±20° horizontal*
Light Output	2500 ANSI lm (lamp mode high) (standard: approx. 2000 ANSI lm)

Signals	
Color System	NTSC3.58, PAL, SECAM, NTSC4.43, PAL-M, PAL-N, PAL60
Resolution	Video 750 TV lines RGB 1024 x 768 pixels
Acceptable Signals	Computer fH: 19-92 kHz, fV: 48-92 Hz (up to SXGA+ (fV: 60 Hz)) Video 15 kHz RGB/Component 50/60 Hz, Progressive Component 50/60 Hz, DTV (480/60i, 575/50i, 480/60p, 540/60p, 575/50p, 720/60p, 720/50p, 1080/60i, 1080/50i), Composite video, Y/C video

General	
Speaker	Mono 1 W (max.) x 1
Power Requirements	AC 100 to 240 V, 50/60 Hz
Power Consumption	Max 240 W Standby 9 W (standard), 0.5 W (low)
Operating Temperature	0 to 35 °C (32 to 95 °F)
Operating Humidity	35% to 85% (no condensation)
Dimensions (WxHxD)	mm 298 x 69 x 244 inches 11.7 x 2.7 x 9.6
Mass	kg Approx. 2.9 kg lb Approx. 6 lb 4 oz
Heat Dissipation	819 BTU

Input/Output	
Video Input	S Video Y/C Mini DIN 4-pin Composite RCA pin jack Audio Stereo mini jack
Input A	RGB/Component Analog RGB/Component (HD D-sub 15 pin female x 1) Audio Stereo mini jack
USB	Upstream (B type, female x 1)
Wireless LAN	Wireless LAN card slot x 1
Memory Stick	Memory Stick media slot x 1
Remote	Wireless LAN

Safety	
Regulations	UL1950, cUL (CSA 60950), FCC Class B, IC Class B, DEMKO (EN60950), CE (LVD, EMC), C-Tick, Dentori, VCCI Class B
Laser	Class II, 1 mW output

VPL-CX70

Optical	
Projection System	3 LCD panels, 1 lens projection system
Panel	0.79-inch XGA LCD panel 2,359,296 pixels (786,432 pixels x 3)
Projection lens	1.2 times F1.6 to 1.78, f23.5 to 28.2 mm
Lamp	165 W/135 W UHP
Screen coverage	40 to 300 inches (measured diagonally)
Keystone Correction Range	Max. ±30° vertical, ±20° horizontal*
Light Output	2000 ANSI lm (lamp mode high) (standard: approx. 1600 ANSI lm)

Signals	
Color System	NTSC3.58, PAL, SECAM, NTSC4.43, PAL-M, PAL-N, PAL60
Resolution	Video 750 TV lines RGB 1024 x 768 pixels
Acceptable Signals	Computer fH: 19-92 kHz, fV: 48-92 Hz (up to SXGA+ (fV: 60 Hz)) Video 15 kHz RGB/Component 50/60 Hz, Progressive Component 50/60 Hz, DTV (480/60i, 575/50i, 480/60p, 540/60p, 575/50p, 720/60p, 720/50p, 1080/60i, 1080/50i), Composite video, Y/C video

General	
Speaker	Mono 1 W (max.) x 1
Power Requirements	AC 100 to 240 V, 50/60 Hz
Power Consumption	Max 240 W Standby 9 W (standard), 0.5 W (low)
Operating Temperature	0 to 35 °C (32 to 95 °F)
Operating Humidity	35% to 85% (no condensation)
Dimensions (WxHxD)	mm 298 x 69 x 244 inches 11.7 x 2.7 x 9.6
Mass	kg Approx. 2.9 kg lb Approx. 6 lb 4 oz
Heat Dissipation	819 BTU

Input/Output	
Video Input	S Video Y/C Mini DIN 4-pin Composite RCA pin jack Audio Stereo mini jack
Input A	RGB/Component Analog RGB/Component (HD D-sub 15 pin female x 1) Audio Stereo mini jack
USB	Upstream (B type, female x 1)

Safety	
Regulations	UL1950, cUL (CSA 60950), FCC Class B, IC Class B, DEMKO (EN60950), CE (LVD, EMC), C-Tick, Dentori, VCCI Class B

* Horizontal and vertical keystone correction ranges are dependent on one another. Maximum keystone correction may vary with input signal.



- Halogenated flame retardants are not used in cabinets.
- Halogenated flame retardants are not used in printed wiring boards.
- Lead-free solder is used for soldering.
- Polystyrene foam for the packaging cushions is not used in packaging.
- Standby power consumption: 0.5 W (or less)

Accessories

ACCESSORIES FOR VPL-CX75

SUPPLIED

Wireless LAN Card, IFUWLC1	Spare Air Filter
USB Wireless LAN Module, IFUWLM1	Operating Instructions
USB Storage Media with AirShot Software	Quick Reference Card
RMPJP1, Presentation Tool (with batteries)	CDROM
RMPJM17 IR Remote Commander (with batteries)	Warranty Card
HD D-Sub 15 pin VGA cable, 2metres	5 metre Power Cable
USB Cable, A type to B type	
Carry Case	
Security Warning Label	

OPTIONAL

PSS-SX7 Ceiling Mount Bracket
LMPC161 Replacement Lamp

ACCESSORIES FOR VPL-CX70

SUPPLIED

RMPJM17 IR Remote Commander (with batteries)	Warranty Card
HD D-Sub 15 pin VGA cable, 2metres	5 metre Power Cable
USB Cable, A type to B type	
Carry Case	
Security Warning Label	
Spare Air Filter	
Operating Instructions	
Quick Reference Card	
CDROM	

OPTIONAL

PSS-SX7 Ceiling Mount Bracket
LMPC161 Replacement Lamp

©2004 Sony Corporation. All rights reserved. Reproduction in whole or in part without written permission is prohibited. Features and specifications are subject to change without notice. All non-metric weights and measurements are approximate. Sony is a registered trademark of Sony Corporation. All other trademarks are the property of their respective owners.

Available from