

SONY®

Data Projector
VPL-PX40/PX35



*a brilliant
performance
every time*

ProSelecta

View :: Compare :: Select - www.ProSelecta.com

The Key to Smart Presentations

...the Sony VPL-PX40/PX35 Projector

Visuals

Leave a lasting impression. With its brightness of 3500 ANSI lumens** and a high contrast level, the VPL-PX40 is the easy and effective way to view presentations in any environment or lighting condition. Its 3D Gamma Correction and 3D Digital Comb Filter features, plus an RGB Enhancer for RGB and DDE for video, combine to make pictures always look their best.*

**The brightness of the VPL-PX35 is 2600 ANSI lumens.*

***ANSI lumens is a measurement unit defined by the American National Standards Institute IT7.228. Since there is no uniform method of measuring brightness, specifications may vary among manufacturers.*

Audio

Complete the experience. An integrated stereo-speaker system delivers audio to support the presentation visuals for even greater impact.

Presentation Tools

A laser-pointer, mouse function and 4-times Digital Zoom – all included on the supplied remote-control unit – help to make presentations run smoothly and keep the audience enthralled. The projector itself – the main presentation tool – goes virtually unnoticed, because of near-silent operation.

Flexibility

The broad installation capabilities of the VPL-PX40 /PX35 enable the projector to be mounted on the ceiling or floor, or installed in a rear-projection system. Installation flexibility is further enhanced by the choice of two optional lenses. With the Direct Power-On function, the projector can be turned on or off quickly using a circuit-breaker switch on a switchboard, and, for added security, the VPL-PX40 /PX35 incorporates a password-authentication system.

For Powerful Presentations
...the VPL-PX40/PX35



Picture Quality

High Brightness and Contrast

With a new optical system incorporating Sony LCD panels and a 265 W UHP lamp, the VPL-PX40 offers an outstanding brightness of 3500 ANSI lumens, while the VPL-PX35 provides an impressive 2600 ANSI lumens. High-quality images can be projected even in high ambient-light conditions, producing an extremely high contrast ratio.

High Resolution

By utilizing three 0.99-inch XGA LCD panels, the VPL-PX40/PX35 provides a clean and detailed reproduction of all images.



Digital Signal Processing

The VPL-PX40/PX35 achieves high picture quality with Sony original Digital Signal Processing technology. The VPL-PX40/PX35 provides digital signal processing by adopting a newly developed driver for the LCD panel that directly accepts digital signals; thus the projector is capable of projecting images with high accuracy.

Smart APA

Dot phase and image size or shift can be automatically adjusted to their optimal settings according to input signals.

3D Gamma Correction

The 3D Digital Gamma Correction circuit simultaneously provides superb grayscale reproduction and helps to improve overall picture uniformity.

Dynamic Detail Enhancer (DDE)

This unique Sony technology generates high quality images through the Interlace/Progressive conversion processor. Signals of film-originated sources converted through 2-3 and 2-2 pull down process are detected, resulting in extremely accurate image reproduction.

RGB Enhancer

For a crisper RGB image, the VPL-PX40/PX35 is equipped with an RGB Enhancer function. A simple adjustment provides heightened image quality to match any image source – whether text, photos, or graphics.

Presentation Effectiveness

4-times Digital Zoom

To help convey a clear message, the 4-times Digital Zoom function allows users to zoom in on any part of the projected image during a presentation.

Stereo Sound

Users can improve the impact and effectiveness of presentations with stereo audio output from the built-in stereo-speaker system.

Useful Remote-Control Unit

The supplied remote-control unit is equipped with keys to control various projector functions, for smooth, persuasive presentations every time. It has an integrated mouse function for point-and-click control of a USB-connected computer, and it can work as a laser pointer to direct the audience's attention and guide them through the presentation.



Input Versatility

Multiple Inputs

Using a built-in high-performance scan converter, the VPL-PX40/PX35 accepts a wide range of input signals: composite video, S-Video, Y/R-Y/B-Y, Y/PB/PR and RGB video, as well as analog and digital computer signals. A variety of DTV signals (480/60i, 575/50i, 540/60p, 480/60p, 575/50p, 720/60p, 720/50p, 1080/60i, and 1080/50i) are also fully supported, extending its potential even further.

DVI interface

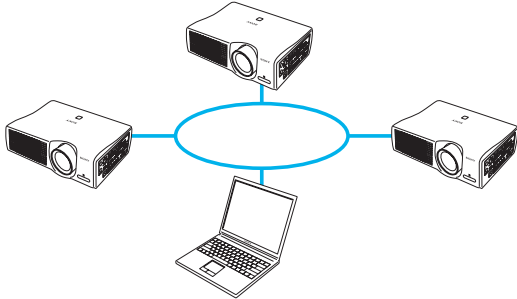
The VPL-PX40/PX35 accepts digital signals directly thanks to its DVI interface.



Flexibility

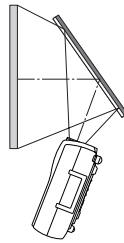
The Benefits of Networking

The VPL-PX40/PX35 can even be controlled via a TCP/IP-based network connection, which also enables users to receive maintenance information. This functionality is ideal for offices and schools equipped with a Local Area Network (LAN).



Back-to-Front Tilt

The VPL-PX40/PX35 can be tilted upwards or downwards by 90 degrees. This flexibility greatly expands the projector's application possibilities.



Digital Keystone Adjustment

Keystone distortion, caused when the projection angle is not properly calibrated, can be easily corrected within a wide adjustment range of +/- 20 degrees. The necessary adjustments can be easily made via the On-Screen Display.



On-Screen Display (OSD)

The OSD, which provides easy projector control, is available in a choice of nine languages: English, French, Spanish, German, Italian, Japanese, Chinese, Portuguese, or Korean.



Direct Power On and Off

With this function, standby mode can be skipped over to activate the VPL-PX40/PX35 immediately. And thanks to a cooling fan with drive circuitry that works even after the power has been cut, the projector can be turned on or off using a circuit-breaker switch on a switchboard.

Password-Authentication System

This function restricts unauthorized use of the projector. Once a password has been set, the VPL-PX40/PX35 cannot be used without it.

Optional Lenses

Two optional lenses are available, giving users the ability to customize the VPL-PX40/PX35 to perfectly suit any projection environment.



VPLL-FM22
 ■ Fixed short-focus lens for Rear Projection (Optical Axis Angle : 0 degree)
 ■ Throw ratio*: 0.9:1

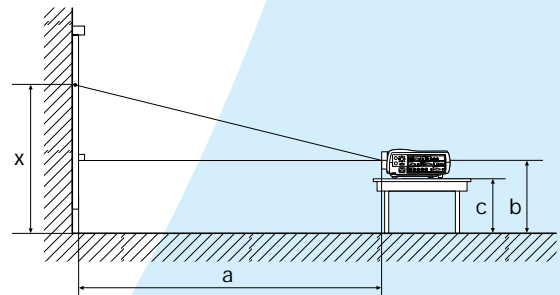


VPLL-ZM102
 ■ 1.5-times zoom long-focus lens
 ■ Throw ratio*: 3.35-4.9:1

*Throw ratio is the distance between the center of the projector lens and the screen, divided by the screen width.

Throwing Distance

Floor Installation



Floor installation (Standard Lens)

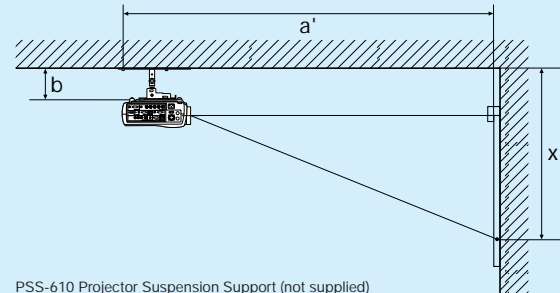
a: distance between the screen to the center of the lens
 b: distance between the floor and the center of the lens
 c: distance between the floor and the bottom of the adjusters of the projector
 x: free

*: Viewable area, measured diagonally

Unit : mm(inches)

Screen Size	40-inch	80-inch	100-inch	150-inch	180-inch	200-inch	250-inch	300-inch
a	Minimum (58 7/8)	1490 (119 7/8)	3040 (150 3/8)	3820 (226 5/8)	5750 (272 3/8)	6920 (302 7/8)	7690 (379 1/8)	11570 (455 1/2)
	Maximum (74 3/8)	1890 (150 3/4)	3830 (189)	4800 (284 1/2)	7220 (341 3/4)	8680 (380)	9650 (475 1/2)	14500 (571)
b	x-305 (x-12)	x-610 (x-24)	x-762 (x-30)	x-1143 (x-45)	x-1372 (x-54)	x-1524 (x-60)	x-1905 (x-75 1/8)	x-2286 (x-90 1/8)
c	x-392 (x-15 1/2)	x-697 (x-27 1/2)	x-849 (x-33 1/2)	x-1230 (x-48 1/2)	x-1459 (x-57 1/2)	x-1611 (x-63 1/2)	x-1992 (x-78 1/2)	x-2373 (x-93 1/2)

Ceiling Installation



PSS-610 Projector Suspension Support (not supplied)

Ceiling installation using the PSS-610 Projector Suspension Support (Standard Lens)

a': distance from the center of the upper ceiling mount bracket hole (rear) to the screen
 b: distance between the ceiling and the surface of the mounting bracket
 x: distance between the ceiling and the center of the screen

*: Viewable area, measured diagonally

Unit : mm(inches)

Screen Size	80-inch	100-inch	120-inch	150-inch	180-inch	200-inch	250-inch	300-inch
a'	Minimum (132 1/8)	3350 (162 5/8)	4130 (193 1/8)	4900 (238 7/8)	6070 (284 5/8)	7230 (315 1/8)	8000 (391 3/8)	11880 (467 5/8)
	Maximum (163)	4140 (201 1/4)	5110 (239 3/8)	6080 (296 3/4)	7530 (354)	8990 (392 1/4)	9960 (487 3/4)	14810 (583 1/4)
x	b+693 (b+27 3/8)	b+846 (b+33 3/8)	b+998 (b+39 3/8)	b+1227 (b+48 3/8)	b+1455 (b+57 3/8)	b+1608 (b+63 3/8)	b+1989 (b+78 3/8)	b+2370 (b+93 3/8)
b	150/175/200/250/275/300mm (6, 7, 7 7/8, 9 7/8, 10 7/8, 11 7/8 inches) adjustable when using PSS-610							

Specifications

Model	VPL-PX40	VPL-PX35
Optical	Projection system LCD panel	3 LCD panels, 1 lens projection system 0.99-inch p-Si TFT Sony LCD panel with Micro Lens Array 2,359,296 pixels (786,432 pixels x 3)
	Projection lens	Approx. 1.3 times zoom lens, F1.7 to 2.3, f37.6 to 48.8 mm
	Lamp	265 W UHP Lamp
	Screen coverage	40 to 300 inches (viewable area, measured diagonally)
	Light output	3500 ANSI lumens*1 2600 ANSI lumens*1
Signals	Color system	NTSC, PAL, SECAM, NTSC4.43, PAL-M, PAL-N (automatically/manually selected)
	Resolution	Video: 750 TV lines, RGB: 1024 x 768 pixels
	Acceptable computer signals	RGB (fH: 19 to 92 kHz, fV: 48 to 92 Hz (up to UXGA))
	Acceptable video signals	15 kHz RGB/Component 50/60 Hz, Progressive component 50/60 Hz, DTV (480/60i, 575/50i, 480/60p, 540/60p, 575/50p, 720/60p, 720/50p, 1080/60i, 1080/50i), Composite video, Y/C video
General	Speaker	Stereo speakers system 40 x 70 mm (1 5/8 x 2 7/8 inches) Max. 2W x 2
	Power requirements	100 to 240 V, 50/60 Hz
	Power consumption	Max. 365 W, Standby 6 W
	Operating temperature	0 to 35°C (32 to 95°F)
	Operating humidity	35 to 85%
	Dimensions	420 (W) x 115 (H) x 316 (D) mm (16 5/8 x 4 5/8 x 12 1/2 inches)
	Mass	Approx. 7.5 kg (16 lb 10 oz)
	Heat dissipation	1246 BTU
Inputs/Outputs		
VIDEO IN	Composite Y/C IN Y C	Phono type, 1.0 Vp-p ±2 dB sync negative, 75 Ω Mini DIN 4-pin 1.0 Vp-p ±2 dB sync negative, 75Ω Burst 0.286 Vp-p ±2 dB (NTSC), 75Ω or 0.3 Vp-p ±2 dB (PAL), 75Ω
INPUT A	Analog RGB R G G with Sync B SYNC/HD	HD D-sub 15-pin (female) 0.7 Vp-p ±2 dB positive, 75Ω 0.7 Vp-p ±2 dB positive, 75Ω 1.0 Vp-p ±2 dB sync negative, 75Ω 0.7 Vp-p ±2 dB positive, 75Ω
INPUT B	Composite sync Horizontal sync VD Vertical sync AUDIO IN	1.0 to 5.0 Vp-p, high impedance positive/negative 1.0 to 5.0 Vp-p, high impedance positive/negative 1.0 to 5.0 Vp-p, high impedance positive/negative Stereo mini jack, 500 mV rms, impedance more than 47 kΩ
INPUT C	Analog RGB R G G with Sync B SYNC/HD	HD D-sub 15-pin (female) 0.7 Vp-p ±2 dB positive, 75Ω 0.7 Vp-p ±2 dB positive, 75Ω 1.0 Vp-p ±2 dB sync negative, 75 Ω 0.7 Vp-p ±2 dB positive, 75Ω
INPUT D	Composite sync Horizontal sync VD Vertical sync AUDIO IN	1.0 to 5.0 Vp-p, high impedance positive/negative 1.0 to 5.0 Vp-p, high impedance positive/negative 1.0 to 5.0 Vp-p, high impedance positive/negative Stereo mini jack, 500 mV rms, impedance more than 47 kΩ (Shared by INPUT B/C)
INPUT E	Digital RGB AUDIO IN	DVI-D (TMDS) Stereo mini jack, 500 mV rms, impedance more than 47 kΩ (Shared by INPUT B/C)
INPUT F	Analog RGB/Component R/R-Y G G with Sync/Y B/B-Y SYNC/HD	5 BNC (Female) 0.7 Vp-p ±2 dB positive, 75Ω 0.7 Vp-p ±2 dB positive, 75Ω 1.0 Vp-p ±2 dB sync negative, 75 Ω 0.7 Vp-p ±2 dB positive, 75Ω
INPUT G	Composite sync Horizontal sync VD Vertical sync AUDIO IN	1.0 to 5.0 Vp-p, high impedance positive/negative 1.0 to 5.0 Vp-p, high impedance positive/negative 1.0 to 5.0 Vp-p, high impedance positive/negative Stereo mini jack, 500 mV rms, impedance more than 47 kΩ
USB	MONITOR OUT*2 AUDIO OUT (Variable out)	Up (female) x 1 (Shared by INPUT A/B/C/D) HD D-sub 15-pin (female) RGB: Gain Unity, 75Ω SYNC/HD, VD: 4.0 Vp-p (open), 1.0 Vp-p (75 Ω) Stereo mini jack, max. 1 V rms, when the input signal is 500 mV rms, impedance less than 5 kΩ
REMOTE	RS-232C ETHERNET port	D-sub 9-pin (female) RJ-45: 10 BASE-T/100 BASE-TX
CONTROL S IN/ PLUG IN POWER		Stereo mini jack 5.0 Vp-p, plug in power, DC 5V
Safety regulations		UL, cUL, DHHS, FCC Class A, IC Class A, NEMKO, CE (LVD), CE (EMC), C-Tick, CCC, VCCI class B, JEITA
Laser beam	Laser type Wavelength Output	Class II 645 nm 1 mW
Supplied accessories	Remote commander, Monitor Cable (2 m): HD D-sub 15-pin to HD D-sub 15-pin, USB Cable A type to B type (2 m), AA size Battery (x 2), Lens Cap, Air Filter, Operating Manual, Installation Manual for dealers	

*1 ANSI lumens is a measuring method of the American National Standards Institute IT7. 228. Since there is no uniform method of measuring brightness, specifications will vary among manufactures. *2 DIGITAL RGB and Component signals are not output from the MONITOR OUT terminal.

Input Signal Preset Data

No.	Preset Signal	fH (kHz)	fV (Hz)	H/V	
1	VIDEO/60 60Hz	15.734	59.940		
2	VIDEO/50 50Hz	15.625	50.000		
3	480/60i	15.734	59.940	SonG/Y	
4	575/50i	15.625	50.000	or	
5	HDTV 1035/60i, 1080/60i	37.750	60.000	Composite	
6*	640x350	VGA-1(VGA350)	31.469	70.086	P/N
7*		VESA 85(VGA350)	37.861	85.080	N/P
8*	640x400	NEC PC98	24.823	56.416	N/N
9*		VGA-2(TEXT)/VESA70	31.469	70.086	N/P
10*		VESA 85(VGA400)	37.861	85.080	N/P
11*	640x480	VESA 60	31.469	59.940	N/N
12*		Mac 13	35.000	66.667	N/N
13*		VESA 72	37.861	72.809	N/N
14*		VESA 75(IBM M3)	37.500	75.000	N/N
15*		VESA 85(IBM M4)	43.269	85.008	N/N
16*	800x600	VESA 56	35.156	56.250	P/P
17*		VESA 60	37.879	60.317	P/P
18*		VESA 72	48.077	72.188	P/P
19*		VESA 75(IBM M5)	46.875	75.000	P/P
20*		VESA 85	53.674	85.061	P/P
21*	832x624	Mac 16	49.724	74.550	N/N
22*	1024x768	VESA 43(8514)	35.524	86.958	P/P
23*		VESA 60	48.363	60.004	N/N
24*		VESA 70	56.476	69.955	N/N
25*		VESA 75	60.023	75.029	P/P
26*		VESA 85	68.677	84.997	P/P
27*	1152x864	VESA 70	63.995	70.019	P/P
28		VESA 75	67.500	75.000	P/P
29		VESA 85	77.487	85.057	P/P
30*	1152x900	SUN LO	61.795	65.960	N/N
31		SUN HI	71.713	76.047	Cneg(N/P)
32*	1280x960	VESA 60	60.000	60.000	P/P
33		VESA 75	75.000	75.000	P/P
34*	1280x1024	VESA 43	46.433	86.872	P/P
35		SGI-5	53.316	50.062	SonG(P/P)
36*		VESA 60	63.974	60.013	P/P
37		SXGA VESA75	79.976	75.025	P/P
38		SXGA VESA85	91.146	85.024	P/P
39	1600x1200	UXGA VESA60	75.000	60.000	P/P
43	480/60p (double frequency of NTSC)		31.470	60.000	SonG
44	575/50p (double frequency of PAL)		31.250	50.000	SonG
45	1080/50i		28.130	50.000	
47	720/60p		45.000	60.000	
48	720/50p		37.500	50.000	
50	540/60p		33.750	60.000	
52	1400x1050 SXGA+		63.981	60.020	N/N

When the signal other than ones in "Preset Signals" are input, the picture may not display correctly. When the aspect ratio of an input signal is other than 4:3, a part of the screen is displayed in black. The UXGA signal can be projected only when user set the frequency of a computer 60Hz. The digital input complies with the signals marked with asterisks(*) on the table. When the digital signal output from a computer is a signal other than the signals marked with asterisks(*) among the memory numbers 6 to 39, it is automatically output according to the specifications of the projector. The memory numbers 22 and 34 are the interlace signals.

Optional Accessories

Projector Lamp LMP-P260 (for replacement)



LMP-P260

Suspension Support PSS-610

Signal Cables

SMF-400
(HD D-sub 15-pin to 5 BNC, for RGB signal)

Optional Lenses

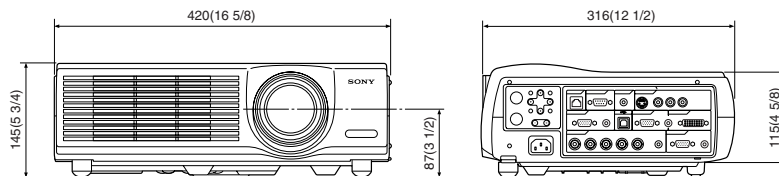
VPLL-FM22
(Fixed short-focus lens)

VPLL-ZM102
(Long-focus zoom lens)



Halogenated flame retardants are not used in cabinets.
Lead-free solder is used for soldering.
Polystyrene foam for the packaging cushions is not used in packaging.

Dimensions



Unit:mm (inches)

Distributed by

©2003 Sony Corporation. All rights reserved.
Reproduction in whole or in part without permission is prohibited.
Features and specifications are subject to change without notice.
All non-metric weights and measures are approximate.
Sony is a registered trademark of Sony Corporation.
Mac is registered trademark of Apple Computer, Inc.