



SE1U

MICRO MOBILE PROJECTOR



Sales: 1300 88 11 79



www.Projectisle.com.au

Great for Office and Home Use

Ultra Compact Design

3000hrs Lamp Life for Minimising Running Cost*

MITSUBISHI ELECTRIC AUSTRALIA

SE1U MICRO MOBILE PROJECTOR

Key Features

- Digital Keystone correction
- Still & expand functions for easy yet impressive presentation
- Economy mode
- Lightweight only 2.1kg

Specifications


DISPLAY CHARACTERISTICS

Model	SE1U
Display technology	0.5" Polysilicon panel x 3 (with MLA)
Resolution	800 x 600 (total 1,444,000 pixels)
Brightness	1200 lm (Maximum)
Colour	16,770,000 colours
Zoom / focus	Manual control
Picture size	40" ~ 300" (100" = 3.8m)
Source lamp	130W / 2000hrs* (normal mode), 110W / 3000hrs* (low mode) No shut down program (warming only)
Computer compatibility	VGA® ~ XGA® (640 x 400 ~ 1280 x 1024) True: 800 x 600, Sync on green available
Video compatibility	NTSC / NTSC 4.43 / PAL (including PAL-M, N) / SECAM / PAL-60 / Component 480i/p, (525i/p), 576i/p (625i/p), 720p (750p), 1080i
Input terminals	PC: (RGB) /Y, Pb, Pr; mini D-sub 15 pin x 1, Video: RCA x 1, S-Video x 1, PC/Video Audio; Stereo mini jack x 1
Output terminal	RGB; mini D-sub 15 pin x 1
Communication terminals	RS-232C (8pin) x 1
Audio speaker	1W mono
Dimensions (W x H x D)	303 x 84 x 206 mm / 11.9" x 3.3" x 8.1" (including protruding parts)
Weight	2.1kg / 4.7lbs
Power supply	AC 100 ~ 240V / ±10%, 50/60Hz
Power consumption	220W
Height adjuster	One push front leg (0 - 14 degree variable)

* Approx. fig. representing average operating lifecycle

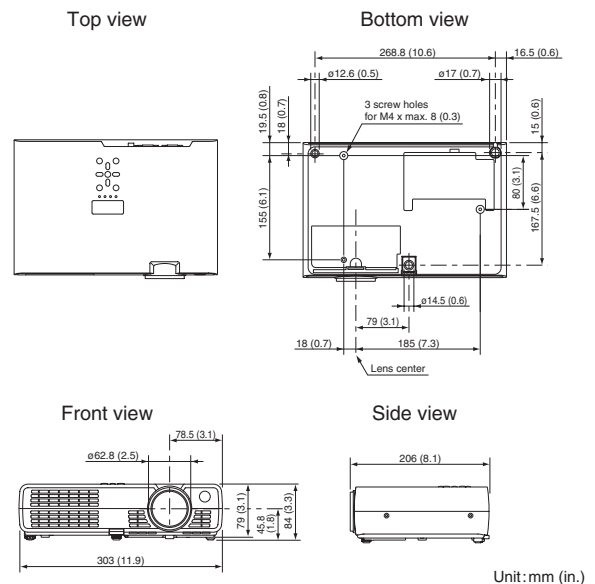
* VGA and SXGA are registered trademarks of IBM Corporation.

* All brand names and product names are trademarks, registered trade names of their respective holders.



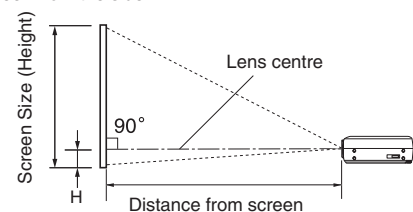
Input and Output Terminals
1 Audio input (Stereo mini jack) **4** Video input (RCA) VLT-SE1LP
2 RGB output (mini D-Sub 15P) **5** Video input (S-Video) Replacement
3 RGB input (mini D-Sub 15P) **6** RS-232C terminal (8pin) lamp

DIMENSIONS



PROJECTION DISTANCE AND SCREEN SIZE

As seen from the side



Screen size		Distance from screen		H (Height)				
Diagonal size	Width	Height	inch	m	inch	m		
40	102	32	81	24	61	1.5	2.4	6.1
60	152	48	122	36	91	2.3	3.6	9.1
80	203	64	163	48	122	3.1	4.8	12.2
100	254	80	203	60	152	3.8	6.0	15.2
150	381	120	305	90	229	5.8	9.0	22.9
200	508	160	406	120	305	7.7	12.0	30.5
250	635	200	508	150	381	9.7	15.0	38.1
300	762	240	610	180	457	11.6	18.0	45.7



MITSUBISHI ELECTRIC AUSTRALIA

Mitsubishi Electric Australia Pty. Ltd. 348 Victoria Rd, Rydalmere NSW 2116
 Ph: (02) 9684 7777 Fax: (02) 9684 7208 www.MitsubishiElectric.com.au

* Specifications are subject to change without notice