

SONY



VPL-S200 Series

Data Projectors

VPL-SW235 VPL-SW225

VPL-SX236 VPL-SX226



BrightEra **HDMI**



Deliver Powerful Presentation with an interactive white board

The wall-mountable short throw projector VPL-S200 Series is suitable for using a projector with a white board. A Short Throw distance of 75cm(XGA)/79cm(WXGA) for an 80" screen is useful for limited space in a classroom. The teacher can be free from the projector's glare and able to easily teach their students. By using this projector with an interactive white board the initial costs can be reduced.

This projector has a long-lasting lamp of 10,000 hours. The Unique lamp dimming function by Sony reduces the lamp power usage and lamp power consumption. Its low TCO and usability means the user can enjoy bright images for a much longer time.

VPL-S200 Series is a colourful and bright projector. Thanks to the 3LCD Sony "BrightEra™", the picture is colourful and the images are bright. And it also has vivid 3,200/2,800 lumen with XGA resolution. These specs are best for a classroom environment. It's easier for all of the students to see with this big screen size.

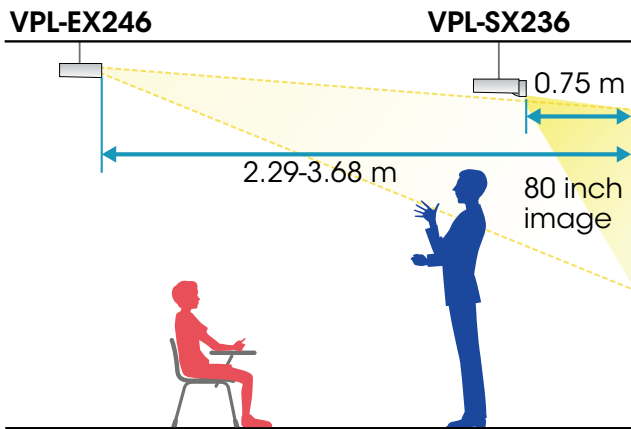
In addition, Smart Connection with PC, Tablet and smartphone is also supported. The wireless presentation capability makes it simple to present files from your PC or smart phone/tablet.

FEATURES

Simple Installation

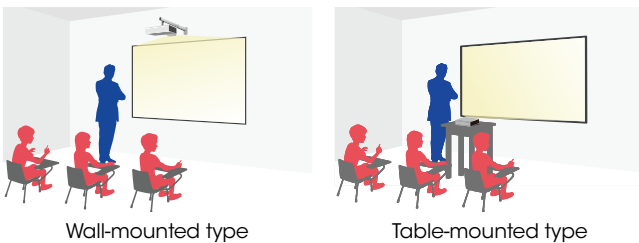
Short Projection Distance

Each Projector is equipped with a short focal length lens, which makes it possible to project images from a shorter distance.



The values are approximate.

The presenter is not distracted by the projected image, and it's easier for the audience to see the projected image because shadow of the presenter on the screen is minimized.

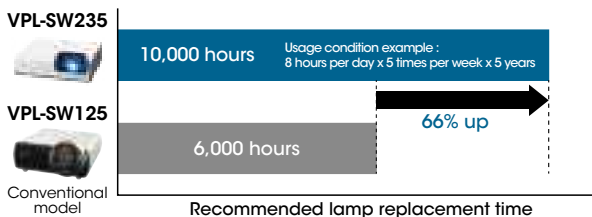


Good TCO, Energy-efficient Design

Long-lasting Lamp

By incorporating a high-performance lamp and advanced lamp-control technology, these projectors deliver an extremely long lamp replacement time of 10,000 hours*.

* Approximate recommended period, in low mode.



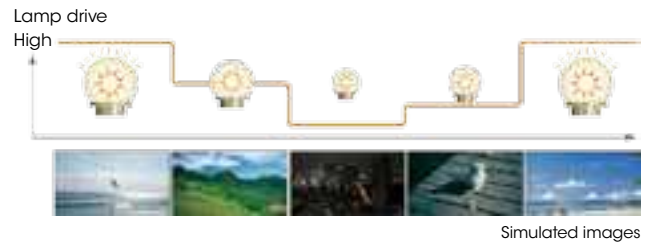
* Lamp mode: low. * Comply with IEC61947 standard.

Auto Power Saving Function

• Auto Mode (Auto Brightness Adjustment Function)

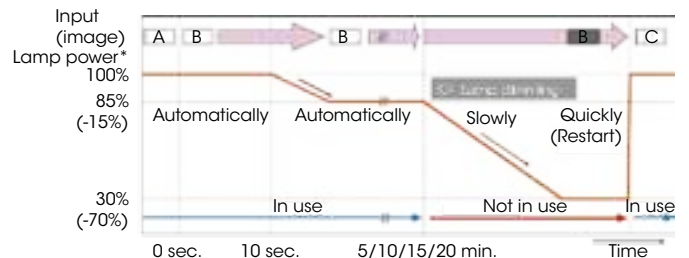
The brightness of the lamp's output is automatically adjusted depending on the brightness of the projected image, to avoid unnecessary power consumption.

When showing darker images that don't require high brightness, lamp output decreases.



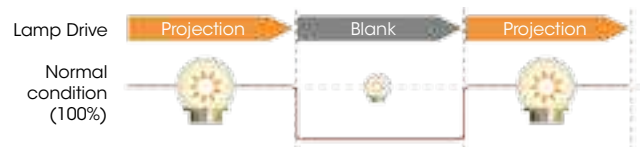
• Lamp Dimming Function

The VPL-S200 Series projectors are equipped with a lamp dimming function. After 10 seconds of a static signal feed, the lamp dims by approximate 15% which is hardly noticeable. If one of these projectors is left powered on while not in use, after a set period of time it will automatically detect no change of signal input and will dim the lamp to as low as approximate 30% of original brightness to significantly reduce energy consumption.



• Blank

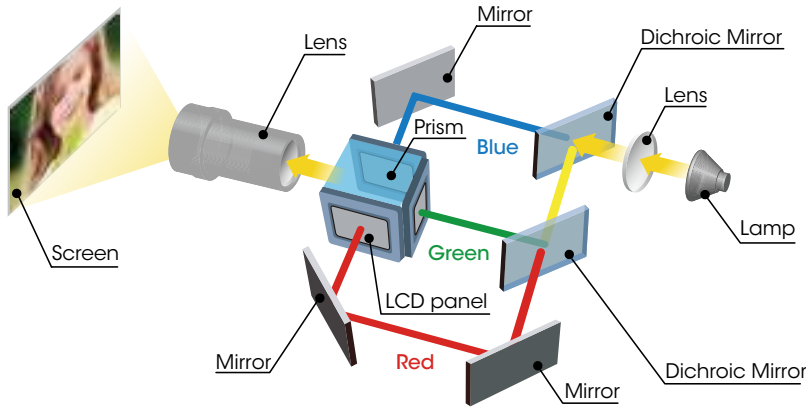
The VPL-S200 Series projectors can temporarily disable video signal output. This function can be easily operated with just the touch of a button on the supplied Remote Commander unit. In addition, this function allows blank image projection with low power consumption using lamp control technology.



High Image Quality

3LCD BrightEra™ Natural and Vivid Color Images

Thanks to the optical system constantly projecting three basic colors, the projector offers excellent light efficiency and this, ensures colorful and bright images. Sony's BrightEra™ panels deliver improved panel light resistance, higher resolution, high brightness, and increased panel reliability. High color reproducibility is important especially when using colorful content, such as materials typically used in classrooms.



3LCD Projection System

Various Picture Modes for Optimal Picture Quality

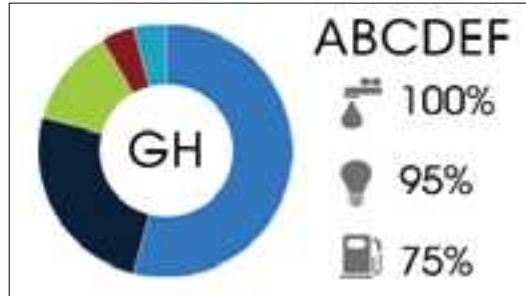
The projector has six available picture modes for correct picture quality: Dynamic, Standard, Presentation, Blackboard, Game, etc. With six picture modes and three brightness modes combined, the user can select the most suitable picture / brightness combination according to the picture source and environment, to create the optimal image.

Dynamic



Optimized for presenting in a bright environment, with bright and colorful text, graphics, and images.

Presentation



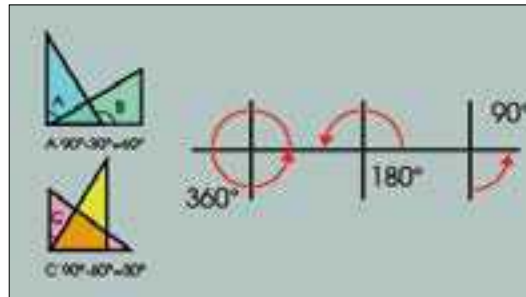
This setting delivers the greatest light output, ideal in a bright environment, both inside and outside.

Standard



The picture is ideal to deliver a presentation under fluorescent lights in offices and class-rooms.

Blackboard




Optimized to deliver clear images on a blackboard in the classroom, supporting teaching where there is no projection screen.

Ease of Use

Network Presentation (LAN)

When the projector is installed in a LAN, presentations can be projected from any PC and Mac on the network. A tablet or smart phone can be connected at the same time. You can project jpg, pdf, and other supported formats. Up to four users can project PC / Mac images simultaneously, while up to eight*¹ users can connect to one projector.



Wireless Presentation Software

Network Presentation



For Windows® / Mac OS: Projector Station for Network Presentation

VueMagic



For iOS / Android™ : VueMagic™*²

*¹ Up to seven users for wireless.

*² The application for tablets and smartphones is provided by Pixelworks. For details, please visit the following website: <http://PWPresenter.pixelworks.com>

Connection Method

Case1

IFU-WLM3



USB wireless LAN module, IFU-WLM3 is option.

Case2

Access Point



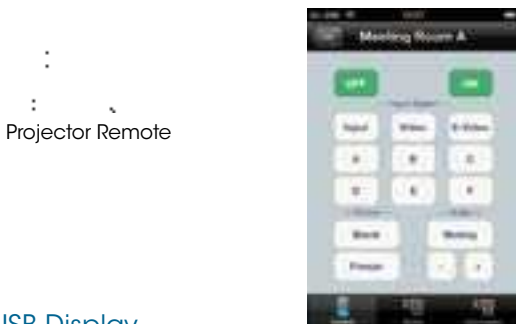
LAN



Remote Control for iPhone/iPad/Android


Projector Remote*¹ is a simple remote control application for Sony's projectors. Networked projectors can be controlled by this remote application, and remote control allows you to operate the projector using simple and easy-to-read buttons.

*¹ Projector Remote Application
Download FREE today.



Input Label

Input label which appear in the input menu on screen can be customized. This gives users a clear understanding of which equipment is connected.



Other Features

Closed Captioning

Official teletext broadcasting, developed by the NCI, USA

Network and Control

Controls and monitors projector status
Compatible with various control systems

USB Display

The projector allows you to display pictures and audio*¹ with one USB cable. You do not need to install any driver for this function. This is a convenient and very easy way to connect to the projector.

*¹ There is a time lag in video and audio. Beyond basic usage, Line-in or HDMI-in is recommended.



OPTIONAL ACCESSORIES



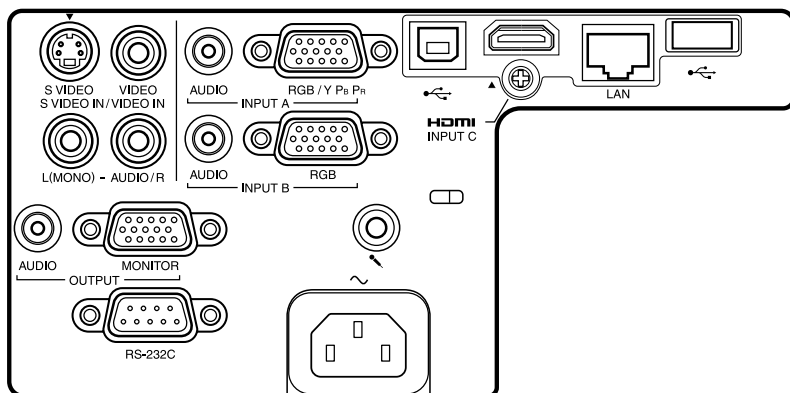
LMP-E212
Projector Lamp (for replacement)



IFU-WLM3
USB wireless LAN module

CONNECTOR PANELS

VPL-SW235 / VPL-SW225
VPL-SX236 / VPL-SX226

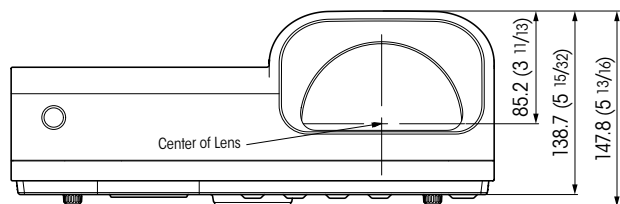


DIMENSIONS

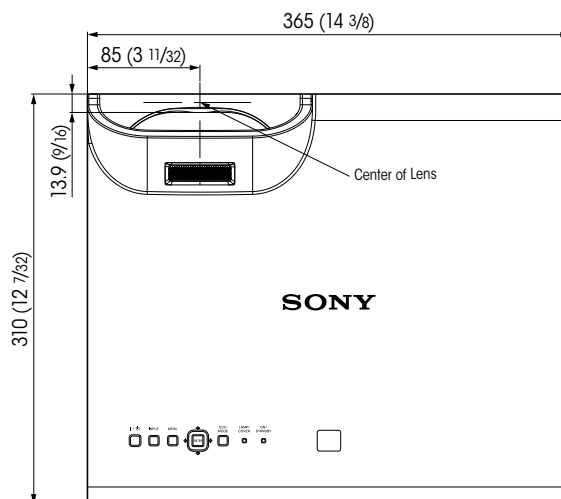
Unit: mm (inches)

VPL-SW235 / VPL-SW225
VPL-SX236 / VPL-SX226

Front



Top



SPECIFICATIONS

		VPL-SW235	VPL-SW225	VPL-SX236	VPL-SX226
Display system		3 LCD system			
Display device	Size of effective display area	0.59" (15 mm) x 3 BrightEra Aspect ratio: 16:10		0.63" (16 mm) x 3 BrightEra Aspect ratio: 4:3	
	Number of pixels	3,072,000 (1280 x 800 x 3) pixels		2,359,296 (1024 x 768 x 3) pixels	
Projection lens	Focus	Manual			
	Throw ratio	0.46:1			
Light source		Ultra high pressure mercury lamp 210 W type			
Recommended lamp replacement time*1		4000 H / 6000 H / 10000 H (Lamp mode: High / Standard / Low)			
Filter cleaning cycle*1		Max. 7000 H			
Screen size		57" to 103" (1.45 m to 2.62 m)		60" to 110" (1.52 m to 2.79 m)	
Light output (Lamp mode: High / Standard / Low)		3000 lm / 2100 lm*2 / 1700 lm*2	2600 lm / 2100 lm*2 / 1700 lm*2	3300 lm / 2400 lm*2 / 1900 lm*2	2800 lm / 2000 lm*2 / 1600 lm*2
Color light output (Lamp mode: High / Standard / Low)		3000 lm / 2100 lm*2 / 1700 lm*2	2600 lm / 2100 lm*2 / 1700 lm*2	3300 lm / 2400 lm*2 / 1900 lm*2	2800 lm / 2000 lm*2 / 1600 lm*2
Contrast ratio (full white / full black)*3		3000:1			
Displayable scanning frequency	Horizontal	15 kHz to 92 kHz			
	Vertical	48 Hz to 92 Hz			
Display resolution	Computer signal input	Maximum display resolution: UXGA 1600 x 1200 dots*4 Panel display resolution: 1280 x 800 dots			
	Video signal input	NTSC, PAL, SECAM, 480/60i, 576/50i, 480/60p, 576/50p, 720/60p, 720/50p, 1080/60i, 1080/50i, 1080/60p*7, 1080/50p*7			
Color system		NTSC3.58, PAL, SECAM, NTSC4.43, PAL-M, PAL-N			
Keystone correction		Vertical: Max. +/- 7.5 degrees			
OSD language		24-languages (English, Dutch, French, Italian, German, Spanish, Portuguese, Turkish, Polish, Russian, Swedish, Norwegian, Japanese, Simplified Chinese, Traditional Chinese, Korean, Thai, Vietnamese, Arabic, Farsi, Finnish, Indonesian, Hungarian, Greek)			
Computer and video signal input/output	INPUT A	RGB / Y Pb Pr input connector: Mini D-sub 15-pin (female), Audio input connector: Stereo mini jack			
	INPUT B	RGB input connector: Mini D-sub 15-pin (female), Audio input connector: Stereo mini jack			
	INPUT C	HDMI input connector: HDMI 19-pin, HDCP support Audio input connector: HDMI audio support			
	S VIDEO IN	S video input connector: Mini DIN 4-pin, Audio input connector: Pin jack (x2) (shared with VIDEO IN)			
	VIDEO IN	Video input connector: Pin jack, Audio input connector: Pin jack (x2) (shared with S VIDEO IN)			
	OUTPUT	Monitor output connector*5: Mini D-sub 15-pin (female), Audio output connector*6: Stereo mini jack (variable out)			
Control signal input/output, Others		RS-232C connector: D-sub 9-pin (male) LAN connector: RJ-45, 10BASE-T/100BASE-TX USB: Type-A, Type-B Microphone input: Mini jack			
Speaker		16 W x 1 (monaural)			
Operating temperature (Operating humidity)		0°C to 40°C / 32°F to 104°F (20% to 80%; no condensation)			
Storage temperature (Storage humidity)		-10°C to +60°C / 14°F to +140°F (20% to 80%)			
Power requirements		AC 100 V to 240 V, 3.2 A to 1.3 A, 50 Hz / 60 Hz			
Power consumption (Lamp mode: High / Standard / Low)	AC 100 V to 120 V	315 W / 251 W*2 / 219 W*2	291 W / 251 W*2 / 219 W*2	308 W / 251 W*2 / 219 W*2	305 W / 251 W*2 / 219 W*2
	AC 220 V to 240 V	302 W / 242 W*2 / 212 W*2	281 W / 242 W*2 / 212 W*2	297 W / 242 W*2 / 212 W*2	294 W / 242 W*2 / 212 W*2
Power consumption (Standby Mode)	AC 100 V to 120 V	0.5W (when "Standby mode" is set to "Low")			
	AC 220 V to 240 V	0.5W (when "Standby mode" is set to "Low")			
Power Consumption (Networked Standby Mode)	AC 100 V to 120 V	5.0W (LAN), 5.6W (optional WLAN module) , 5.8W (ALL Terminals and Networks Connected, when "Standby Mode" is set to "Standard")			
	AC 220 V to 240 V	5.3W (LAN), 5.9W (optional WLAN module) , 6.0W (ALL Terminals and Networks Connected, when "Standby Mode" is set to "Standard")			
Heat dissipation	AC 100 V to 120 V	1075 BTU/h	993 BTU/h	1051 BTU/h	1041 BTU/h
	AC 220 V to 240 V	1031 BTU/h	959 BTU/h	1014 BTU/h	1004 BTU/h
Outside dimensions		W 365 x H 138.7 x D 310 mm (W 14 3/8 x H 5 15/32 x D 12 7/32 inches) (without protrusions)			
Mass		4.4 kg / 9 lb 10 oz			
Supplied accessories		RM-PJ8 Remote Commander (1), Lithium battery: CR2025 (1), AC Power Cord (1), Operating Instructions (CD-ROM) (1), Quick Reference Manual (1), Mini D-sub 15-pin cable (1), Projector Station for Network Presentation application (CD-ROM) (1)			
Replacement lamp		LMP-E212			

*1 The figures are the expected maintenance time and not guaranteed. They will depend on the environment or how the projector is used.

*2 The values are estimate.

*3 This value is average.

*4 Available for the VESA Reduced Blanking signal.

*5 Not available in standby. From INPUT A and INPUT B.

*6 Works as an audio switcher function. Output from a selected channel; not available in standby.

*7 The following items are available for digital signal (HDMI input) only.

SONY

Distributed by

©2015 Sony Corporation. All rights reserved.

Reproduction in whole or in part without written permission is prohibited.

Features and specifications are subject to change without notice.

The values for mass and dimension are approximate.

"SONY", "BrightEra" and "Remote Commander" are trademarks of Sony Corporation.

Trademark PJLink is a trademark applied for trademark rights in Japan, the United States of America and other countries and areas.

The terms HDMI and HDMI High-Definition Multimedia Interface,

and the HDMI Logo are trademarks or registered trademarks of

HDMI Licensing LLC in the United States and other countries.

Pixelworks and VueMagic™ are trademark of Pixelworks Inc.

Windows is a registered trademark of Microsoft Corporation in the United States and/or other countries.

Mac and Mac OS are trademarks of Apple Inc.

IOS is a trademark or registered trademark of Cisco in the U.S. and other countries and is used under license.

Android is a trademark of Google Inc.

All other trademarks are the property of their respective owners.