

DIGITAL PROJECTOR

# SX912

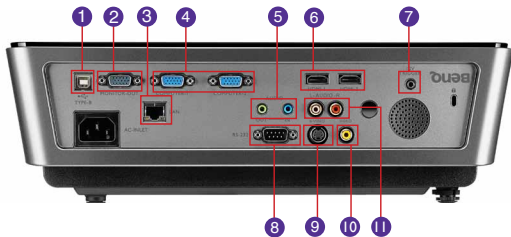


## Features

- Native XGA (1024 x 768) Resolution
- 5,000 ANSI Lumens, 11,000:1 High Contrast Ratio
- SmartEco™ Power Saving Technology
- Various 3D Format and nVidia 3DTV Play
- Big Zoom Ratio: 1.5x



## Input and Output Terminals



- |                                   |                              |
|-----------------------------------|------------------------------|
| 1 USB (Type Mini B)               | 7 DC 12V Trigger             |
| 2 Monitor Out (D-sub 15pin)       | 8 RS232 (DB-9pin)            |
| 3 LAN                             | 9 S-Video In (Mini DIN 4pin) |
| 4 Computer in 1 & 2 (D-sub 15pin) | 10 Composite Video in (RCA)  |
| 5 Audio in/Out (Mini Jack)        | 11 Audio In L & R (RCA)      |
| 6 HDMI x2                         |                              |

## Specifications

Projection System	DLP®
Native Resolution	XGA (1024x768)
Brightness	5,000 ANSI Lumen
Contrast Ratio	11,000:1
Display Color	1.07 Billion Colors
Lens	F=2.42~2.97, f=20.7~31.05mm
Aspect Ratio	Native 4:3 (5 aspect ratio selectable)
Throw Ratio	1.428-2.142
Image Size (Diagonal)	28" ~ 300"
Zoom Ratio	1.5x
Lamp Type	310W
Lamp (Normal/Economic Mode)*	2500/3000/3500 hours
Keystone Adjustment	1D, Vertical +/- 40 degrees
Projection Offset	Vertical: 124% ±5%
Resolution Support	VGA(640 x 480) to UXGA(1600 x 1200)
Horizontal Frequency	15K-102KHz
Vertical Scan Rate	23-120Hz
Compatibility	HDTV Compatibility: 480i, 480p, 576i, 576p, 720p, 1080i, 1080p Video Compatibility: NTSC, PAL, SECAM, 3D Compatibility: Frame Sequential: Up to 480i Frame Packing: Up to 24 Hz 1080p Side by Side: Up to 60Hz 1080i Top Bottom: Up to 24Hz 1080p
Interface	Computer in (D-sub 15pin) x 2 HDMI x 2 Monitor out x 1 Composite Video in (RCA) x 1 S-Video in x 1 Audio in (Mini Jack) x 1 Audio in (L/R) x 1 Audio out (Mini Jack) x 1 Speaker 5W x 1 LAN(RJ-45) x 1 USB (Type B) x 1 DC 12V Trigger (3.5mm Jack) x 1 RS232 (DB-9pin) x 1 IR Receiver x 2 (Front + Rear)
Dimensions (WxHxD)	14.1" x 4.72" x 10.1"
Weight	8.14 lbs (3.7 Kg)
Power Supply	AC100 to 240V, 3.8A, 50 to 60 Hz
Power Consumption	370W(Normal), 300W(Eco), Standby<0.5W
Audible Noise	38/33 dBA (Normal/Economic mode)
Languages	Arabic/Bulgarian/ Croatian/ Czech/ Danish/ Dutch/ English/ Finnish/ French/ German/ Greek/ Hindi/ Hungarian/ Italian/ Indonesian/ Japanese/ Korean/ Norwegian/ Polish/ Portuguese/ Romanian/ Russian/ Simplified Chinese/Spanish/ Swedish/ Turkish/ Thai/ Traditional Chinese (28 Languages)
Picture Mode	Dynamic/Presentation/sRGB/Cinema/(3D)/User 1/User 2
Accessories (Standard)	Remote Control w/ Battery, Power Cord, User Manual CD, QSG, Warranty Card, VGA Cable, Lens Cover
Accessories (Optional)	Spare Lamp Kit P/N: 5J.J8805.001 Ceiling Mount Kit P/N: 5J.J4N10.001 Remote P/N: 5J.J8806.001
UPC / Part #	8400460-2890-9/ 9H.J8877.26A
Limited Warranty	1 Year Parts/Labor; 180 days or 500 hours of lamp life.

\*Lamp life results will vary depending on environmental conditions and usage. Actual product's features and specifications are subject to change without notice.



SX912 01-23-14-BQus



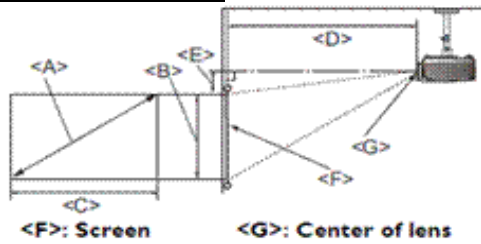
# ProSelecta

View :: Compare :: Select - [www.ProSelecta.com](http://www.ProSelecta.com)

# SX912 Digital Projector

## Distance Chart

### Ceiling Installation



### Floor Installation

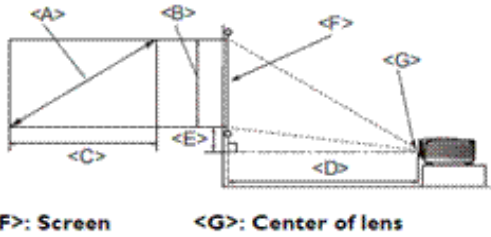
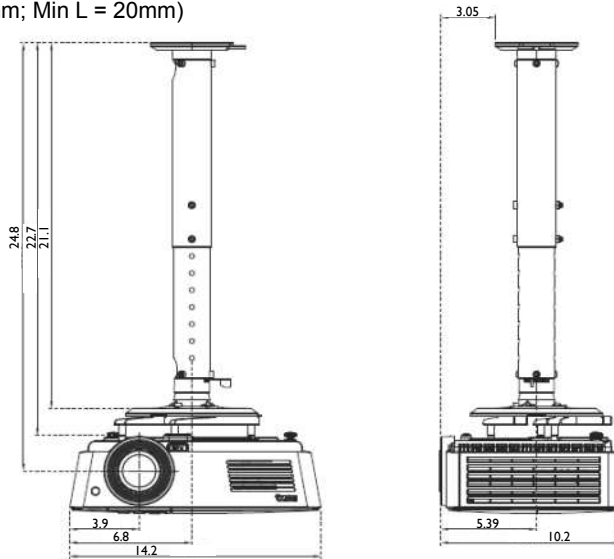


Image Size				Distance (inch)			Offset (inch) A (inch) @ Wide mode
Diagonal		Width (inch)	Height (inch)	Min distance	Average	Max distance	
Inch	mm						
50	1270	40	30	57.1	71.4	85.7	3.5
60	1524	48	36	68.5	85.6	102.8	4.3
70	1778	56	42	79.9	99.9	119.9	4.9
80	2032	64	48	91.4	114.2	137.1	5.7
90	2286	72	54	102.8	128.5	154.2	6.4
100	2540	80	60	114.2	142.8	171.3	7.2
110	2794	88	66	125.6	157.1	188.5	7.9
120	3048	96	72	137.1	171.4	205.6	8.6
130	3302	104	78	148.5	185.6	222.7	9.3
140	3556	112	84	159.9	199.9	239.9	10.1
150	3810	120	90	171.3	214.2	257.1	10.7
160	4064	128	96	182.7	228.4	274.1	11.5
170	4318	136	102	194.2	242.7	291.2	12.2
180	4572	144	108	205.6	257.0	308.4	12.9
190	4826	152	114	217.0	271.3	325.5	13.6
200	5080	160	120	228.4	285.5	342.7	14.4
250	6350	200	150	285.5	357.0	428.3	17.9
300	7620	240	180	342.7	428.3	514.1	21.6

## Ceiling Mount Chart

Ceiling Mount screw: M4 (Max L=25 mm; Min L = 20mm)

Units: inch



## Dimensions

Units: inch



Because it matters