

## W316

## Bright projection

- Bright projection – 3400 ANSI Lumens
- WXGA resolution, 15,000:1 contrast ratio, HDMI input
- Low ownership costs - up to 10,000 hours<sup>2</sup> lamp life
- Lightweight and portable, carry bag included



# W316

Simple to connect to with HDMI connectivity the W316 is ideal for use in a meeting room or classroom. The bright 3400L with 15,000:1 contrast allows you to project bright, crystal clear images with superb colours using DLP®, BrilliantColor™ and Dynamic Eco+ technology. The W316 also provides you with energy and cost saving features with an incredible lamp life of up to 10,000 hours. It also incorporates a built in speaker, Full 3D technology and optional wireless capabilities allowing you to present wirelessly from a PC or mobile device with ease. Installed or on the move with the included carry bag, the versatile W316 is the perfect projector for all your display needs.

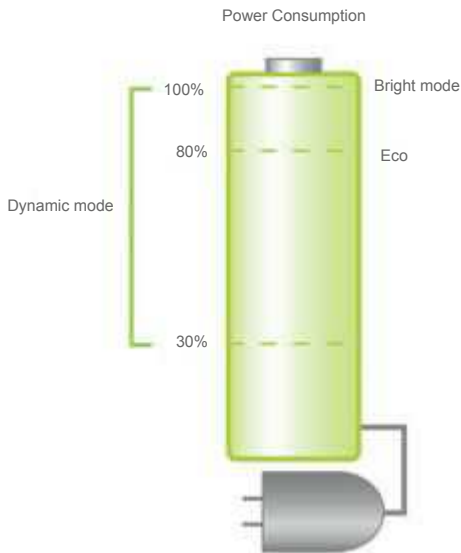
## Green Solutions



Eco+ technology from Optoma increases our commitment to reducing the impact we all make on the environment

## Dynamic Mode

Saving energy saves money! Dynamic Mode reduces the power consumption to as little as 30%. This intelligent feature can more than double your expected lamp life, lowering the total cost of ownership and reducing maintenance.



## Eco AV Mute

Stay in control of your presentation with the Eco AV mute feature. Direct your audience's attention away from the screen by blanking the image when no longer needed. This also instantly reduces the power consumption to 25%, further prolonging the life of your lamp.



Eco AV mute off  
100% power consumption


Eco AV mute on  
25% power consumption

## Rapid Off

It takes less than 10 seconds for the projector to power up and shutdown, saving both time and energy.

## Quick Resume

Save time by not waiting for the projector to cool down before it can power up again. If the projector is accidentally turned off, this feature allows the projector to be instantly powered on again, if selected within a period of 100 seconds.



## Full 3D

Using the inherent speed of DLP technology, The Optoma W316. Full 3D projector can display true 3D content from any 3D display device, such as 3D Blu-ray, PS3, Xbox and Sky3D.

## Audio Performance

Built-in 2W speaker offers excellent audio support. The W316 is easy to set up without the need for costly external speakers



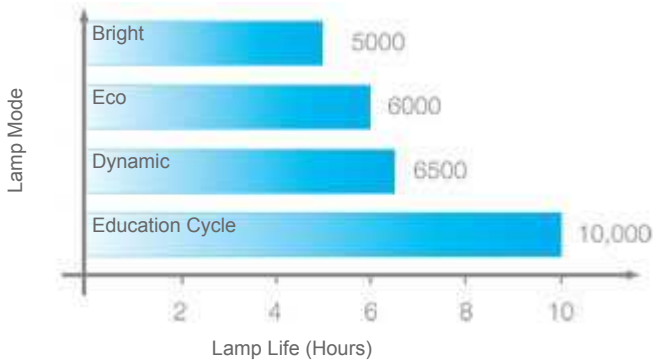
## Brightness Where It Matters

Room lighting can be unpredictable for the business traveller; you never know what to expect. The W316 has a powerful lamp producing 3000 ANSI Lumens, so you can be sure your presentation will be bright and clear.



## Cost Saving – Long Lamp Life

Reduce the number of lamp changes with lamp life of up to 10,000 hours<sup>2</sup> using the Education Cycle.



## Clear, Focused Images

Produce a stunning 15,000:1 contrast ratio for pin sharp graphics and crystal clear text using the unique Dynamic mode feature.

Combined with DarkChip3 technology for Texas Instruments, Dynamic mode automatically adjusts the lamp output, based on the brightness information of each frame; to create a stunning high contrast ratio. Bright scenes are crisp and clear, while dark scenes remain detailed with deep blacks which gives exceptional light and shade detail.



2000:1 Contrast Ratio



15,000:1 Contrast Ratio

## Digital Connectivity

Simple and easy – connect using a HDMI cable for a digital audio and video connection to your projector giving you a clear projected image with sound.



## Wireless Presenting (optional extra)

Making presentations couldn't be easier using the optional wireless features of the W316. Using the Wireless Adapter you can connect and display presentations and video material wirelessly from a laptop, PC or mobile device. (Additional power required)



We know that improving our products is the best way to reduce our impact on the environment. That's why at Optoma we design our products to have a long usable life, use fewer materials, ship with the minimum packaging and be free of all possible toxic substances. Naturally, energy efficiency and being recyclable are built in at the design stage. With each new product, we strive towards minimising our environmental impact.

**projectisle**  
.com.au

Where Projectors Roam Free

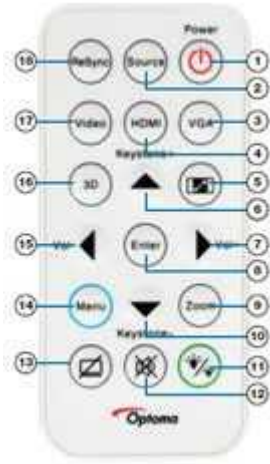
## W316 Specification

Display Technology	Single 0.56" WXGA DC3 DMD chip DLP® Technology by Texas Instruments
Native Resolution	WXGA 1280 x 800
Brightness <sup>1</sup> (Bright Mode)	3400 ANSI Lumens
Contrast	15,000:1
Noise Level (Eco mode)	29dB
Weight (kg)	2.35
I/O Connectors	Inputs: HDMI (v1.4a 3D), 2 x VGA (YPbPr/RGB/Wireless), S-Video, Composite, 2 x Audio In 3.5mm Outputs: VGA Out, Audio Out 3.5mm Control: RS232 - 9 Pin
Maximum Resolution	UXGA 1600 x 1200
Computer Compatibility	UXGA, SXGA, XGA, SVGA, VGA, Mac
Video Compatibility	PAL (B, D, G, H, I, M, N, 4.43MHz), NTSC (M, J, 3.58MHz, 4.443MHz), SECAM (B, D, G, K, K1, L, 4.25.MHz, 4.4MHz, 480i/p, 576i/p, 720p(50/60Hz), 1080i(50/60Hz) 1080p(24/50/60Hz)
Displayable Colours	1073.4 Million
Projection Lens	F/2.51~2.69; f=21.95~24.18mm, 1.1x Manual Zoom
Throw Ratio	1.55 – 1.7:1
Projection Screen Size	0.69 – 7.62m (27.2" to 300") Diagonal 16:10
Projection Distance	1.2 - 12m
Zoom Type	1.1x Manual
Aspect Ratio	4:3 Native, 16:9 Compatible
Offset	115%
Horizontal Scan Rate	15.3 - 91.1kHz
Vertical Scan Rate	24 - 85Hz
Lamp Type	190W
Keystone Correction	± 40° Vertical
Audio	2W
Dimensions (W x D x H)	314.6 x 222.6 x 101.7
Remote Control	Card style remote with direct source selecting
Power Supply	100-240V, 50-60Hz
Power Consumption	225W BRIGHT mode < 0.5W Standby mode, 191W Eco mode < 0.5W Standby mode
Operating Conditions	5°C - 40°C, Max. Humidity 85%, Max. Altitude 3000m
Uniformity	80%
Security	Security Bar, Kensington Lock, Password Protection
Standard Accessories	Carry Bag, AC Power Cord, VGA Cable, Infra Red Remote Control with Batteries, Quick Start Card, CD User Manual, Warranty Card
Optional Accessories	Ceiling Mount Kit, WPS
RoHS	Compliant
3D Support	The 3D features of Optoma projectors can only be used with compatible 3D content. Typical applications include use with 3D educational or 3D design and modelling systems. 3D TV broadcast systems, (SKY in the UK), Blu-ray 3D™ and 3D games from the Sony® PS3 or Microsoft® Xbox 360 are now supported as part of the HDMI v1.4a specification.
3D Viewing	Requires the Optoma DLP-Link shutterglasses - available separately.
3D Compatibility	Side-by-Side: 1080i50 / 60, 720p50 / 60 Frame-pack: 1080p24, 720p50 / 60 Over-Under: 1080p24, 720p50 / 60
On Screen Display	19 Languages: English, German, French, Italian, Spanish, Portuguese, Polish, Dutch, Russian, Finnish, Swedish, Greek, Norwegian/Danish, Hungarian, Czech, Turkish, Romanian, Farsi and Arabic.
Optional Wireless	Yes
Features	Up to 10,000 hours lamp life - Education Cycle

## Easy To Use Remote

### W316 Remote Control

1. Power
2. Source
3. VGA 1 / VGA 2
4. HDMI
5. Format
6. Up / Keystone +
7. Right / Volume +
8. Enter
9. Zoom
10. Down / Keystone -
11. Lamp Mode
12. Mute
13. AV Mute
14. Menu
15. Left / Volume -
16. 3D
17. Video / S-Video
18. ReSync



### W316 Connections

1. S-Video
2. VGA Out
3. VGA 1
4. VGA 2
5. Video
6. Audio2 In
7. Security Bar
8. Audio Out
9. Audio1 In
10. RS232 9 Pin
11. USB (Service / Mouse)
12. HDMI
13. Power
14. Kensington Lock

### Exceptional Connectivity / Multiple Terminals



### W316 Projection Distance 1.2 - 12m (16:10 Aspect Ratio)

Projection Distance (m)	Max. Horizontal Image Size (m)	Min. Horizontal Image Size (m)	Max. Screen Height (m) 16:10	Min. Screen Height (m) 16:10	Min Diagonal Image Size (m) 16:10	Max Diagonal Image Size (m) 16:10	Min Diagonal Image Size (inch) 16:10	Max Diagonal Image Size (inch) 16:10
1.20	0.77	0.71	0.48	0.44	0.83	0.91	32.77	35.94
2.00	1.29	1.18	0.81	0.74	1.39	1.52	52.62	59.91
2.50	1.61	1.47	1.01	0.92	1.73	1.90	68.28	74.88
3.00	1.94	1.76	1.21	1.10	2.08	2.28	81.93	89.86
4.00	2.58	2.35	1.61	1.47	2.77	3.04	109.81	119.81
5.00	3.23	2.94	2.02	1.84	3.47	3.80	136.55	149.76
6.00	3.87	3.53	2.42	2.21	4.16	4.56	163.86	179.72
7.00	4.52	4.12	2.82	2.57	4.86	5.33	191.17	209.67
8.00	5.16	4.71	3.23	2.94	5.55	6.09	218.48	239.62
9.00	5.81	5.29	3.63	3.31	6.24	6.85	245.79	269.58
10.00	6.45	5.88	4.03	3.68	6.94	7.61	273.10	299.53
11.00	7.10	6.47	4.44	4.04	7.63	8.37	300.41	329.48
12.00	7.74	7.06	4.84	4.41	8.32	9.13	327.72	359.44

For guide purposes only

W316 capable of 4:3 and 16:9 aspect ratio projection. When projecting a 4:3/16:9 image the image sizes, screen height and offset information will differ from the above.