

Multimedia Projector

EB-S18/EB-X18/EB-W18

EPSON
EXCEED YOUR VISION



Smart concept; Smart design

Friendly, Elegant & Compact



Color Light Output 3,000lm

10,000 : 1 Contrast

Horizontal Keystone Slider

USB Slide Show

Wireless Connection

Digital Connectivity

ProSelecta

View :: Compare :: Select - www.ProSelecta.com

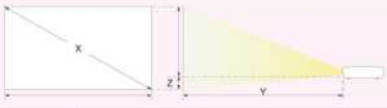
SPECIFICATIONS			EB-S18	EB-X18	EB-W18
Specification of Main Parts	LCD	Size	0.55 inch without MLA (D7)	0.55 inch with MLA (D8)	0.59 inch with MLA (D8)
		Pixel Number	480,000 dots (800 x 600) x 3	786,432 dots (1,024 x 768) x 3	1,024,000 dots (1,280 x 800) x 3
		Native Resolution	SVGA	XGA	WXGA
		Aspect Ratio	4:3		16:10
	Projection Lens		Manual focus & 1.35 x Digital zoom F=1.44 / F=16.7 mm	Manual focus & 1.2 x Optical Zoom F=1.58 - 1.72 / F=16.9 - 20.28 mm	
Lamp	Type	200W UHE			
	Life	5,000 hours (Brightness Control : Normal) / 6,000 hours (Brightness Control : Eco)			
Screen Size (Projection Distance)			30 to 350 inch [0.88 to 10.44 m] Throw ratio: 1.45	30 to 300 inch [0.9 to 9.0 m] Throw ratio: 1.48	33 to 318 inch [0.9 to 9.0 m] Throw ratio: 1.30
Offset			8:1		10:1
Light Output* (Brightness Control : Normal / Eco)			3,000 lm / 2,100 lm		
Color Light Output*			3,000 lm		
Contrast*			10,000:1		
Sound Output			2W monaural		
Keystone Correction			Vertical: -30 to +30 degrees (Auto) Horizontal: -30 to +30 degrees (Slider)		
Quick Corner			Yes		
Analog RGB	Input Terminal	Video	D-sub 15pin (Blue molding) x1		
		Audio	RCA x 1 (White/Red)		
Video	Input Terminal	Video	Composite Video: RCA (Yellow) x 1 / S-Video: Mini DIN x 1 / Component Video: D-sub 15pin Blue molding (in common with Analog RGB connector) / RGB Video: D-sub 15pin Blue molding (in common with Analog RGB connector)		
		Audio	RCA x 1 (White/Red) (in common with Analog RGB Audio terminal)		
Digital Input Terminal		Video & Audio	HDMI x 1		
USB Display		Input Signal	Video & Audio		
Control I/O		USB I/O	USB Type B x1 (for USB Display, Mouse, K/B, Control)		
Memory		Terminal	USB Type A x 1 (for USB Memory, USB Document Camera, Wireless LAN)		
Network		Wired LAN	N/A		
		USB I/O	I/O Terminal : USB Type A x 1 (in common with Memory I/O) / Supported Wireless LAN unit : ELPAP07 (Optional)		
Wireless Specification			IEEE 802.11b: 11 Mbps** / IEEE 802.11g: 54 Mbps** / IEEE 802.11n: 130 Mbps**		
Operating Temperature			5 °C to 35 °C <41 °F to 95 °F> / (0 m / 0 ft to 2286m / 7500ft) / 5 °C to 30 °C <41 °F to 86 °F> (over 2286m / 7500ft) (20% - 80% humidity, unfrozen)		
Operating Altitude			0 m to 3000 m<0 ft to 9843 ft> (over 1500 m / 4,921 ft :with High altitude mode)		
Start-Up Period			About 5 sec.		
Direct Power On			Yes		
Cool-Down Period			Instant off		
Power Supply Voltage			100 - 240V AC +/- 10%, 50/60Hz		
Power Consumption	100-120V	Lamp on / Stand by	283W / 0.24W (Communication Off)		
	220-240V	Lamp on / Stand by	270W / 0.28W (Communication Off)		
Dimensions Exclude Feet (D x W x H)			234 x 297 x 77 mm		
Weight			Approx. 5.29 lbs. / 2.4 kg		
Fan Noise		Brightness Control : Normal / Eco	37dB / 29dB		

*Light Output / Color Light Output / Contrast --- Color mode: Dynamic, Zoom: Wide

*Color Light Output measured in accordance with IDMS 15.4.

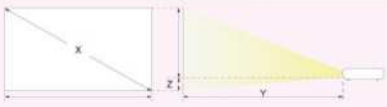
**Maximum speed and range is achievable when used with same enhanced mode technology. Actual data rates, features and performance may vary depending on your computer system, the environment and other factors.

PROJECTION DISTANCE (EB-S18)




4:3 Screen size	Projection distance		Offset	
	Wide	Tele	Wide	Tele
X (screen size / dimension) 60" / 150 cm x 91 cm 47.2" x 35.4"	Y (cm / inch)		Z (cm / inch)	
	177 / 70	240 / 94	-10 / -3.9	3 / 1
80" / 165 cm x 120 cm 63.0" x 47.2"	237 / 93	321 / 126	-13 / -5.2	3 / 1.3
100" / 200 cm x 150 cm 78.7" x 59.1"	297 / 117	401 / 158	-17 / -6.5	4 / 1.7
150" / 410 cm x 300 cm 161.4" x 118.1"	446 / 176	603 / 237	-25 / -9.8	6 / 2.5

PROJECTION DISTANCE (EB-X18)



4:3 Screen size	Projection distance		Offset	
	Wide	Tele	Wide	Tele
X (screen size / dimension) 60" / 150 cm x 91 cm 47.2" x 35.4"	Y (cm / inch)		Z (cm / inch)	
	180 / 71	217 / 85	-10 / -4	
80" / 165 cm x 120 cm 63.0" x 47.2"	241 / 95	290 / 114	-14 / -5.3	
100" / 200 cm x 150 cm 78.7" x 59.1"	302 / 119	363 / 143	-17 / -6.7	
150" / 410 cm x 300 cm 161.4" x 118.1"	454 / 179	545 / 215	-25 / -10	

PROJECTION DISTANCE (EB-W18)



16:10 Screen size	Projection distance		Offset	
	Wide	Tele	Wide	Tele
X (screen size / dimension) 60" / 150 cm x 91 cm 47.2" x 35.4"	Y (cm / inch)		Z (cm / inch)	
	168 / 66	202 / 79	-7 / -2.8	
80" / 165 cm x 120 cm 63.0" x 47.2"	225 / 88	270 / 106	-10 / -3.8	
100" / 200 cm x 150 cm 78.7" x 59.1"	281 / 111	338 / 133	-12 / -4.7	
150" / 410 cm x 300 cm 161.4" x 118.1"	424 / 167	509 / 200	-18 / -7.1	

CONNECTOR PANEL (EB-S18 / X18 / W18)



CONNECTOR PANEL

- | | |
|-------------------|-------------------|
| 1 USB (Type A) | 5 Computer Input |
| 2 USB (Type B) | 6 HDMI |
| 3 Audio - L Input | 7 Audio - R Input |
| 4 S - Video Input | 8 Video Input |

SUPPLIED ACCESSORIES

- Power Cable 1.8 m
- Remote Control
- With AA type alkaline batteries x 2 pcs
- Computer Cable
- 1.8 m <6 ft>, AHD-15 pin type slim-cable
- Soft Carrying Case
- Owner's Manual

OPTIONAL ACCESSORIES

- | | |
|---------|-----------------------------------|
| ELPLP78 | Spare Lamp |
| ELPAF32 | Air Filter Set |
| ELPAP07 | Wireless LAN Unit |
| ELPAP09 | Quick Wireless Connection USB Key |
| ELPDC11 | Image Presentation Camera |
| ELPDC20 | Image Presentation Camera |
| ELPDC06 | USB Document Camera |

Bold, Bright, Beautiful... 3LCD Technology



3LCD technology achieves bright, natural images and smooth, sharp video playback. No color break-up makes images gentle on the eyes.



Optical unit with high light-use efficiency

WARRANTY SERVICE

2 Years Onsite Warranty Service to be provided for local purchase only.



The warranty service can be extended by purchasing Epson Coverplus Extended Warranty. For more information, please contact Epson customer support.

EPSON
EXCEED YOUR VISION

Epson Hong Kong Limited
Unit 715-723, 7/F Trade Square,
681 Cheung Sha Wan Road,
Cheung Sha Wan, Kowloon, Hong Kong

Hong Kong Region:
Epson Authorized Customer Service Centre (Repair Service)
Room 1006, 10/F, Block B, Sea View Estate,
4-6 Watson Road, North Point, Hong Kong

Kowloon Region:
Epson Authorized Customer Service Centre (Collection Point)
Room 1006-8, 10/F, Park-In Commercial Centre,
56 Dundas Street, Mong Kok, Kowloon, Hong Kong

Sales hotline : (852) 2827 8711
Technical hotline : (852) 2827 8911

URL: www.epson.com.hk

JUL13-01-PROJECTOR

Please call our sales hotline for demonstration at our showroom

The new entry series projectors offer not just a stylish new design, but great performance as well, especially suitable for either SME / SOHO or Education use. Its up to 3,000 lumens allows for use in bright light conditions. Several digital connection possibilities broaden its compatibility with computers, games and DVD players.

- AV Mute Slide Lens Shutter
- Carrying case included
- 60 inch projection at 1.8m
- Quick Start-up 5 sec / Instant Off
- Up to 6,000 hour long-life lamp
- Low standby power consumption (0.47W in Standby)

Beautiful... 3000lm, 10000:1 contrast

Color Light Output

BRIGHTNESS

You can enjoy beautiful and clear images wherever you go without worrying about ambient light levels.



Color Light Output is measured in accordance with IDMS (Information Display Measurements Standard) 15.4 which was standardized in June, 2012 by SID, a major international organization in electronic displays.



Completely Redesigned Horizontal Keystone Adjuster

SET - UP

The horizontal keystone adjuster allows for intuitive horizontal keystone correction of distorted images. Vertical distortion is detected by the projector itself and is corrected automatically. A combination of adjustment features correct image distortion with just one touch for a broader range of placement options.



Learn more about:



Compact Portability

STYLISH DESIGN

Its compact size makes it easy to carry between meetings and maximizes placement possibilities in even the smallest of meeting rooms. The stylish and familiar design makes it a compliment to any environment.



Super Low Brightness Mode

ECO FUNCTION

When in Sleep Mode "ON", the projector enters into super low brightness setting after no signal is detected for 5 minutes. Power consumption drops by 70% when in the super low brightness mode. Also with the Lens Cover Timer set to "ON" closing the lens cover causes it to enter the super low brightness mode after 5 minutes, whereas engaging the A/V Mute has immediate effect.

Multimedia Projector EB-S18/EB-X18/EB-W18



OPERATION

Network Projection

You can transfer images easily with the optional ELPAP07 wireless module. Also, using the "Epson iProjection" application allows you to display images and files from your smart devices. This is a convenient solution for smooth and smart projection.



Learn more about:



Slide Show

Simply save pictures as JPEG data on a USB memory device, insert into the projector and your pictures are projected automatically. The viewer can see beautiful pictures as they are for a more dramatic impression.



USB Display

A complicated set-up is no longer necessary for image projection. Images can be projected by simply connecting the PC and projector via USB cable. Sound data can also be sent.



Light Optimizer

*This item can only be set when Power Consumption is set to "Normal". When this function is set to "ON," lamp brightness adjusts automatically depending on the projected image. This results in reduced power consumption due to the lower lamp output in certain situations.



Power Consumption

You can set the lamp brightness to one of two settings. By setting the power consumption to "ECO," images projected in a dark room or on a small screen can be viewed without appearing too bright. Power consumption in the "ECO" setting is considerably lower thanks to the 30% drop in lamp wattage and the decreased fan speed making it an eco-friendly choice.

