

EX631

DLP® Projector

Eco+ Green Projection



Up to 6000h lamp life and 70% energy saving



Native XGA presentations and HD entertainment



3500L - Project in bright environments



Sharp detailed presentations with 10,000:1 contrast



Crestron RoomView® - RJ45 Control and monitoring



EX631

Eco+ Green Projection

The sleek and stylish EX631 is perfect for all your presenting needs with bright detailed projection. Installed or on the move, the versatile EX631 incorporates network control, extensive connectivity, a powerful 10W stereo speaker and optional wireless capabilities.

Incorporating the latest Eco+ technology the EX631 combines superb performance, efficient lamp life and energy saving features that are easy to use and save both time and money.

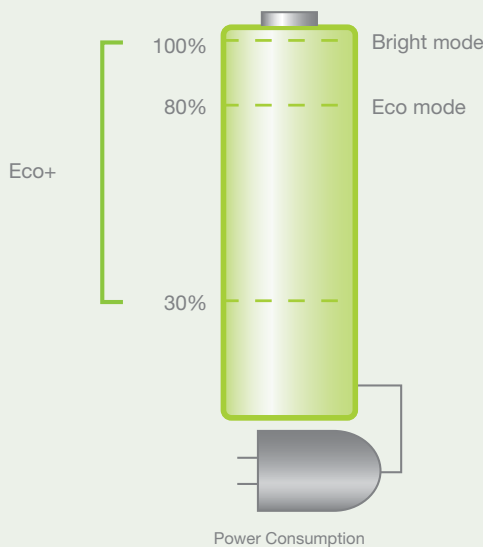


GREEN SOLUTIONS

ECO+ TECHNOLOGY FROM OPTOMA INCREASES OUR COMMITMENT TO REDUCING THE IMPACT WE ALL MAKE ON THE ENVIRONMENT

ECO+ MODE

Saving energy, saves money! Eco+ technology reduces the power consumption to as little as 30%. This intelligent feature also has a positive effect on the lamp life, increasing it up to 70% while lowering the total cost of ownership and reducing maintenance.



Dynamically adjusts the brightness and power consumption



Bright scene
~100% Power consumption



Dark scene
~ 30% Power consumption

AUTO POWER OFF

There may be instances when the projector is left running when not in use. To help save energy if the projector is left running and no source is detected, the "Auto Power Off" feature automatically turns off the projector after a set period of time.

ECO AV MUTE

Stay in control of your presentation with the ECO AV mute feature. Direct your audience's attention away from the screen by blanking the image when no longer needed. This also instantly reduces the power consumption to 30%, further prolonging the life of your lamp.



Eco AV mute off
100% Power consumption



Eco AV mute on
30% Power consumption

ENVIRONMENTALLY FRIENDLY





To achieve the maximum 6000hrs² lamp life, the projector should be operating in Eco+ mode and the auto power off feature should be enabled to automatically switch off the projector if it is accidentally left on. Enabling the <0.5W standby mode ensures the minimum energy consumption when the projector is not switched on.

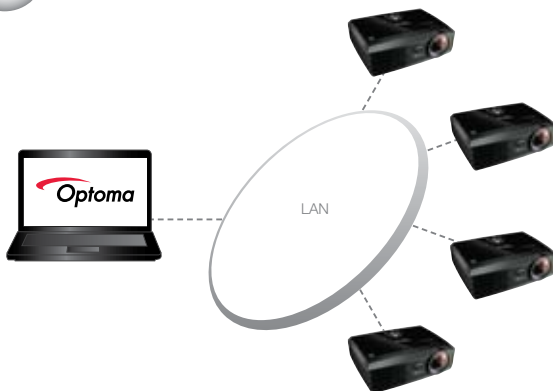


We know that improving our products is the best way to reduce our impact on the environment. That's why at Optoma, we design our products to have a long usable life, use fewer materials, ship with the minimum packaging and be free of all possible toxic substances. Naturally, energy efficiency and being recyclable are built in at the design stage. With each new product, we strive towards minimising our environmental impact. For full details of Optoma Project Green please visit our website.

CRESTRON ROOMVIEW® - NETWORK CONTROL

RoomView® software provides a custom configurable interface to power ON/OFF, monitor, manage and control up to 250 projectors at the same time from any computer.

-  Schedule the projectors to power ON/OFF saving time, money and extending the life of the lamp.
-  Control and alter the projector settings using a simple web browser page including menu control.
-  Emergency text broadcast capabilities for urgent or important announcements
-  Reduce maintenance time by automatically receiving emails for lamp replacements.



CRESTRON RoomView[®] connected

Download Crestron RoomView® Express software from:
www.crestron.com/getroomview

CONTROL

The extensive RS232 command set makes it simple and easy to control the EX631 with any control system.

AMX Compatibility – Dynamic Discovery Protocol is incorporated into the EX631. This feature allows for easy installation with AMX control systems.



WIRELESS PRESENTING (OPTIONAL EXTRA)

Making presentations couldn't be easier using the optional wireless features of the EX631. Using the Wireless Adapter (sold separately) you can connect and display presentations and video material wirelessly from a laptop, PC or mobile device.

AUDIO CAPABILITY

Built-in 2 x 5W speakers offers excellent audio support. The EX631 is easy to set up without the need for costly external speakers.



RAPID OFF

It takes less than 10 seconds for the projector to power up and shutdown, saving both time and energy.

QUICK RESUME

Save time by not waiting for the projector to cool down before it can power up again. If the projector is accidentally turned off, this feature allows the projector to be instantly powered on again, if selected within a period of 100 seconds.



3D TECHNOLOGY

The Optoma EX631 can output video and images at an astonishing rate of 120Hz, using the inherent speed of DLP® technology, allowing you to show full screen, full colour, stereoscopic 3D.

3D-XL Ready

CLEAR, FOCUSED IMAGES

DarkChip3™ technology from Texas Instruments combined with Eco+ produces a stunning 10,000:1 contrast ratio for pin sharp graphics and crystal clear text. Crisper whites, ultra-rich blacks makes images come alive and text easier to read - ideal for business and education presentations.



2000:1 Contrast Ratio



10,000:1 Contrast Ratio

AMAZING COLOURS

The EX631 incorporates BrilliantColor™ technology to produce stunningly bright images with perfectly balanced life-like colours.

COLOUR GUARANTEE

We are so confident that the EX631 image colour quality will remain as good as the day you bought it that Optoma will guarantee it for five years.



EX631 SPECIFICATIONS

Native Resolution	XGA 1024 x 768	
Max Supported Resolution	UXGA (1600 x 1200)	
Brightness - BRIGHT mode ¹	3500 ANSI Lumens	
Contrast Ratio	10,000:1	
Noise Level	29dB (ECO+ mode)	
Lamp Life ²	6000/5000/3500 (Eco+/Eco/Bright mode)	
Weight / Dimensions (W x D x H)	2.2 kg / 280 x 230 x 77mm	
Projection Lens	F/2.51~2.69; f=21.95~24.18mm, 1.1x Manual Zoom	
Throw Ratio	1.97 - 2.17:1 (Projection Distance:Image Width)	
Projection Distance	1.2 - 10m	
Image Size	0.69 - 6.35m (27.21" to 249.81") Diagonal 4:3	
Display Technology	Single 0.55" XGA DC3 DMD chip DLP® Technology by Texas Instruments	
Remote Control	Full function remote with laser pointer, mouse controls and direct source selecting	
Inputs	HDMI (HDCP) - audio supported 2 x 15 Pin D-Sub VGA S-Video 4 Pin Mini Din Composite RCA 3.5mm Audio Mini Jack USB (remote mouse)	Component via adaptor
Control	RS232 - 9 Pin D-sub RJ45	
OUTPUT	15 Pin D-Sub VGA 3.5mm Audio Mini Jack	
Audio	10W Speaker	
Aspect Ratio	4:3 Native, 16:9 Compatible	
Keystone Correction	± 40° Vertical	
On Screen Display	18 Languages: English, German, French, Italian, Spanish, Portuguese, Polish, Dutch, Russian, Finnish, Swedish, Greek, Norwegian/Danish, Hungarian, Czech, Turkish, Arabic & Farsi	
Video Compatibility	PAL, SECAM 576i/p, NTSC 480i/p, HD 720p/1080i/1080p	
Uniformity	85%	
Displayable Colours	1.07 Billion	
Horizontal Scan Rate	15.3 - 91.1kHz	
Power Supply	100 - 240V, 50 - 60Hz	
Power Consumption	285W BRIGHT mode < 0.5W Standby mode 230W ECO mode < 0.5W Standby mode 200W ECO+ mode < 0.5W Standby mode	
Operating Conditions	Operating: 5 - 40°C, 85% Humidity (Max), 3000m Altitude (Max)	
Security	Security Bar, Kensington Lock Port, Password Protection	
Standard Accessories	Soft Carry Bag, AC Power Cord, VGA Cable, Full Function Remote, Batteries x 2, Quick Start Guide, CD User Manual, Warranty Card	
RoHS	Compliant	
Lamp Warranty	6 months or 1000 hours - whichever comes sooner	
Warranty	Warranty may vary by country. Please see www.optoma-europe.com or ask your local supplier for details	
Colour Guarantee ³	5 Years	
3D Support	120Hz frame sequential 3D for resolutions up to 720p. 60Hz field sequential 3D for resolutions up to 480i	
3D Viewing	Requires Optoma DLP® Link™ active shutter glasses – sold separately	
3D Compatibility	The 3D features of Optoma projectors can only be used with compatible 3D content. Typical applications include use with 3D educational or 3D design and modelling systems. Support for 3D TV broadcast systems, (SKY in the UK), Blu-ray 3D™ and 3D games from the Sony® PS3 or Microsoft® Xbox 360 will require the Optoma 3D-XL that is available separately.	

EASY TO USE REMOTE CONTROL

EX631 Remote Control

- 1 Power
- 2 Laser
- 3 Mouse Control
- 4 Left mouse click
- 5 Right mouse click
- 6 Source
- 7 Re-SYNC
- 8 Page Up/Down Control
- 9 Vertical keystone correction
- 10 Volume control
- 11 Menu
- 12 Brightness
- 13 3D control
- 14 Freeze
- 15 Eco AV mute
- 16 Direct input source selection



EX631 Connections

- 17 Audio In
- 18 HDMI (audio supported)
- 19 S-Video
- 20 VGA 1 - Component
- 21 RS232
- 22 USB (Remote Mouse)
- 23 RJ45
- 24 Audio Out
- 25 Video
- 26 VGA 2
- 27 VGA Out
- 28 Kensington™ Lock

Exceptional Connectivity / Multiple Terminals



EX631 Projection Distance 1.2 - 10m (4:3 Aspect Ratio)

Projection Distance (m)	Max. Horizontal Image Size (m)	Min. Horizontal Image Size (m)	Max. Screen Height (m)	Min. Screen Height (m)	Max Diagonal Image Size (m)	Max Diagonal Image Size (inch)	Max. Image Offset (m)
1.20	0.61	0.55	0.46	0.41	0.76	29.98	0.07
2.00	1.02	0.92	0.76	0.69	1.27	49.96	0.11
2.50	1.27	1.15	0.95	0.86	1.59	62.45	0.14
3.00	1.52	1.38	1.14	1.04	1.90	74.94	0.17
4.00	2.03	1.84	1.52	1.38	2.54	99.92	0.23
5.00	2.54	2.30	1.90	1.73	3.17	124.91	0.29
6.00	3.05	2.76	2.28	2.07	3.81	149.89	0.34
7.00	3.55	3.23	2.66	2.42	4.44	174.87	0.40
8.00	4.06	3.69	3.05	2.76	5.08	199.85	0.46
9.00	4.57	4.15	3.43	3.11	5.71	224.83	0.51
10.00	5.08	4.61	3.81	3.46	6.35	249.81	0.57

For guide purposes only

EX631 is capable of 16:9 aspect ratio projection. When projecting a 16:9 image the image sizes, screen height and offset information will differ from the above.

Optoma Europe Ltd.

42 Caxton Way, Watford Business Park, Watford, Hertfordshire, UK. WD18 8QZ

www.optoma.co.uk



¹Depends on projector model and lamp. ²Brightness and lamp lifetime will vary depending on selected projector mode, environmental conditions and usage. As is common with all lamp based projectors, brightness will decrease over the lamp lifetime. ³Typical lamp life achieved through testing. Will vary according to operational use and environmental conditions. ⁴Optoma guarantees that in normal use, Optoma DLP® colour quality will be indistinguishable from when new. Exclusions: (a) Guarantee is voided if the projector is subject to damage through misuse. (b) Guarantee may be void in industrial or commercial entertainment environments where dust or smoke is excessive (c) Guarantee will not apply if lamp brightness is below 50% due to wear or if the projector is not working due to other faults. (d) Over time worn lamps within all projector types will show a slight colour variance. Copyright © 2012, Optoma Europe Ltd. All other product names and company names used herein are for identification purposes only and may be trademarks or registered trademarks of their respective owners. Crestron®, the Crestron and RoomView® logo are registered trademarks of Crestron Electronics, Inc. Errors and omissions excepted, all specifications are subject to change without notice. DLP®, BrilliantColor™ and the DLP logo are registered trademarks of Texas Instruments. All images of products are for representation purposes only. Whilst every care is taken to provide accurate images of our products, actual products may differ slightly. Some product images may have been digitally altered by us to add an Optoma logo to the front panel. Optoma reserves the right to amend or alter actual product or product images without notice. Some images may be simulated.