

Portable Projector

V300W/V260W/V300X/V260X/V230X/

V260/V230



High-performance, cost-effective projector offers easy, multifunction operation ideal for many applications especially for business and education.

New WXGA models available

Two new WXGA models (V300W/V260W) with a resolution of 1280 x 800 are now available to support aspect ratios of the more and more popular widescreen computers.

Equipped with an HDMI input port (V300W/V260W/V300X/V260X)

V300W/V260W/V300X/V260X are equipped with an HDMI port, which enables them to project digital image signals in high resolution. The HDMI input also supports audio signals.

Low power consumption in power-saving mode

Power consumption in power-saving mode is 0.5 W (100-130 V AC) / 0.8 W (200-240 V AC). These enhancements help to dramatically reduce the TCO (total cost of ownership).

Quick Power Off & Direct Power Off

The Quick Power Off function stops the cooling fan immediately after turning off the power to the projector, which makes it possible to remove the projector quickly. For a rapid shut down, the projector can be turned off without powering it off using the Direct Power Off function and a power strip equipped with a switch and breaker.

Project 3D images with a single projector

Project 3D content* from various sources with a single projector. The V300X and V300W are certified as a display device for NVIDIA® 3D Vision™.

*Commercially available DLP Link compatible LCD shutter eyeglasses are required.

Carbon meter for visualising ecology

The projector employs the Carbon Meter indicating the reduced amount of CO2 emissions in Eco Mode. Visually confirm the numerical value indicating the reduction in CO2 emissions in comparison with Eco Mode Off operation.



Supports Virtual Remote Tool for operation of projectors from a computer

*Use the included Virtual Remote Tool software.

Crestron RoomView® support (V300W/V260W/V300X/V300X)

This support provides unified management, including the ability to switch the power on and off for multiple projectors connected to a network.

- Long life lamp of 5000 hours (Eco Mode on)
- High brightness 3000 ANSI lumens (V300W/V300X)
- High contrast ratio 2200:1
- Built-in 7 W speaker for integrated audio solutions
- Wired LAN Connectivity (V300W/V260W/V300X/V260X)
- Wall Colour Correction for vivid images even without a screen
- Vertical Keystone Correction +/-40 degrees
- Direct power on starts projection immediately by inserting the power cord into an outlet
- Security bar and password protection functions
- Front ventilation for effective heat dissipation
- High altitude mode (5500 ft / 1700 m* or higher)

* For the V260W/V260X/V230X/V260/V230. V300W/V300X: 3000 ft/900 m or higher.



V230X

2300 ANSI lumens XGA 2.5kg

V260

2600 ANSI lumens SVGA 2.5kg

V230

2300 ANSI lumens SVGA 2.5kg

V300W

3000 ANSI lumens WXGA 2.5kg

V300X

3000 ANSI lumens XGA 2.5kg

V260W

2600 ANSI lumens WXGA 2.5kg

V260X

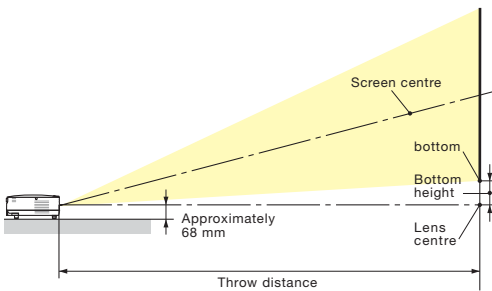
2600 ANSI lumens XGA 2.5kg

Specifications

| | | V300W | V260W | V300X | V260X | V230X | V260 | V230 |
|---|--------------------------|--|----------------------------|----------------------------|--|------------------|---|----------------------|
| DLP Chip | | 0.65 inch DLP (Aspect Ratio 16:10) | | | 0.55 inch DLP (Aspect Ratio 4:3) | | | |
| Resolution *1 | | 1280 x 800 pixels | | | 1024 x 768 pixels | | 800 x 600 pixels | |
| Lens | | Manual zoom (x1.1) / Manual focus, f=21.9-24.0 mm F2.50-2.67 | | | Manual zoom (x1.1) / Manual focus, f=21.8-24.0 mm F2.41-2.55 | | | |
| Lamp (Eco Mode On / Off) | | 170 W/225 W AC | 160 W/180 W AC | 170 W/225 W AC | 160 W/180 W AC | | | |
| Lamp Life (Eco Mode On / Off) *2 | | 5000 h/3000 h | 5000 h/3500 h | 5000 h/3000 h | 5000 h/3500 h | | | |
| Image Size (Projection Distance) | | 30 to 300 inches (1.0 m - 10.98 m) | | | 30 to 300 inches (1.18 m to 13.2 m) | | | |
| Color Reproduction (White/Black) | | 16.7 million colours simultaneously, Full colour | | | | | | |
| Light Output | Eco mode Off | 3000 ANSI lumens | 2600 ANSI lumens | 3000 ANSI lumens | 2600 ANSI lumens | 2300 ANSI lumens | 2600 ANSI lumens | 2300 ANSI lumens |
| | Eco mode On | Approx. 90% of Eco Mode off | | | | | | |
| Contrast Ratio (white/Black) | | 2200:1 | | | | | | |
| Maximum Resolution | | UXGA (1600 x 1200) with scanning technology | | | | | | |
| Scan Rate | Horizontal | 15 kHz to 100 kHz (RGB: 24 kHz or over) | | | | | | |
| | Vertical | 50 Hz to 120 Hz (over 85 Hz signal must be lower than XGA resolution) | | | | | | |
| Keystone Correction | | Manual approx. ± 40 degrees max | | | | | | |
| Input Terminals | Computer | 2 x D-sub Mini 15-pin | | | 2 x Stereo Mini Jack | | 1 x D-Sub Mini 15-pin | |
| | Component | 2 x Stereo Mini Jack | | | 1 x Stereo Mini Jack | | 1 x Stereo Mini Jack | |
| | | 2 x D-Sub Mini 15pin (shared with Computer Input) | | | 1 x D-Sub Mini 15-pin (shared with Computer Input) | | 1 x Stereo Mini Jack (shared with Computer Input) | |
| | HDMI | 2 x Stereo Mini Jack (shared with Computer Input) | | | 1 x Stereo Mini Jack (shared with Computer Input) | | 1 x Stereo Mini Jack (shared with Computer Input) | |
| | S-Video | 1 HDMI Type A | | | 1 HDMI Type A | | — | |
| | Video | Audio | 2 x RCA pin | | | 1 Mini DIN 4-pin | | 1 x Stereo Mini Jack |
| Audio | | 2 x RCA pin (shared with S-Video) | | | 1 x RCA pin | | 1 x Stereo Mini Jack (shared with Computer Input) | |
| Output Terminals | | 1 x Stereo Mini Jack | | | 1 x D-Sub Mini 15-pin | | — | |
| Wired LAN Port | | 1 x RJ-45 (10BASE-T/100BASE-TX) | | | — | | — | |
| Control Terminal | | 1 x D-Sub 9-pin | | | | | | |
| Built-in Speaker | | 7 W Monaural | | | | | | |
| Quietness (Eco Mode On / Eco Mode Off) | | 33 dB / 37 dB | 31 dB / 34 dB | 33 dB / 37 dB | 31 dB / 34 dB | | | |
| Environment | Operational Temperatures | 15°C to 40°C [ECO MODE] is set automatically to [ON] at 35°C to 40°C, 20% to 80% humidity (non-condensing) | | | | | | |
| | Storage Temperatures | -10°C to 50°C, 20% to 80% humidity (non-condensing) | | | | | | |
| Power Requirement | | 100 to 240 V AC, 50/60 Hz (V300X+/V260X+/X230X+/V260+/V230+/V300W+/V260W+: 200 to 240 V AC, 50/60 Hz) | | | | | | |
| Input Current | | 3.0 to 1.4 A (V300W+1.6 A) | 2.6 to 1.2 A (V260W+1.4 A) | 3.0 to 1.4 A (V300X+1.6 A) | 2.6 to 1.2 A (V260X+/V230X+/V260+/V230+1.4 A) | | | |
| Power Consumption (100 to 130 V / 200 to 240 V) | Eco Mode On | 216 W / 210 W | 217 W / 210 W | 216 W / 210 W | 217 W / 210 W | | | |
| | Eco Mode Off | 278 W / 268 W | 242 W / 233 W | 278 W / 268 W | 242 W / 233 W | | | |
| | Standby Mode | Normal | | | 3 W/4 W | | Power-saving | |
| Calorific Value (100 to 130 V / 200 to 240 V) | | 948 BTU / 914 BTU(Max) | 825 BTU / 795 BTU (Max) | 948 BTU / 914 BTU(Max) | 0.5 W / 0.8 W (Less than 1 W) | | 825 BTU / 795 BTU (Max) | |
| Dimensions (W x H x D) | | 310 mm x 95 mm x 247 mm (not including protrusions) | | | | | | |
| Weight | | 2.5 kg | | | | | | |
| Gross Dimensions (W x H x D) | | 431 mm x 183 mm x 361 mm | | | | | | |
| Gross Weight | | 4.1 kg | | | | | | |
| Accessories | | Remote control, Batteries (AAA x 2), Computer cable(VGA), Power cord, User's manual (CD-ROM), Quick setup guide, Important information | | | | | | |
| Regulations | For United States | UL Approved (UL 60950-1), meets FCC Class B requirements | | | | | | |
| | For Canada | C-UL Approved (CSA 60950-1), meets DOC Canada Class B requirements | | | | | | |
| | For Europe | Meets EMC Directive (EN55022 Class B, EN55024, EN61000-3-2, EN61000-3-3), meets Low Voltage Directive (EN60950-1, TÜV GS approved) | | | | | | |
| | For Asia/Oceania | IEC60950-1, meets AS/NZS CISPR.22 Class B | | | | | | |
| | For Korea | KC (safety: K60950-1, EMC : K00022, K00024, K61000-3-2) | | | | | | |
| | For China | GB4943, GB9254, GB17625.1 | | | | | | |
| | For Russia | Gost R 60950-1, 51318.22, 51317.3.2. /3.3. | | | | | | |
| For Saudi Arabia | SASO IEC60950-1 | | | | | | | |

*1: Effective pixels are more than 99.99%. *2: Lamp life is defined as the average time span for the brightness of the lamp to be reduced by half, it does not refer to the warranty period for the lamp. *3: This is the light output value (ANSI lumens) when the [PRESET] mode is set to [HIGH-BRIGHT]. If any other mode is selected as the [PRESET] mode, the light output value may drop slightly. *4: Compliance with ISO21118-2005. All specifications are subject to change without notice.

● Throw Distance and Screen Size



V300W / V260W (Aspect ratio 16:10)

| Screen Size (inch) | Throw Distance (m) | | Bottom Height (cm) |
|--------------------|--------------------|-------|--------------------|
| | Wide | Tele | |
| 30 (0.65x0.40) | 1.00 | 1.10 | 5.1 |
| 40 (0.86x0.54) | 1.34 | 1.46 | 6.7 |
| 60 (1.29x0.81) | 2.00 | 2.20 | 10.1 |
| 80 (1.72x1.08) | 2.67 | 2.93 | 13.5 |
| 100 (2.15x1.35) | 3.34 | 3.66 | 16.8 |
| 120 (2.59x1.62) | 4.00 | 4.39 | 20.2 |
| 150 (3.23x2.02) | 5.00 | 5.49 | 25.3 |
| 180 (3.88x2.42) | 6.00 | 6.59 | 30.3 |
| 200 (4.31x2.69) | 6.67 | 7.32 | 33.7 |
| 240 (5.17x3.23) | 8.01 | 8.78 | 40.4 |
| 300 (6.46x4.04) | 10.01 | 10.98 | 50.5 |

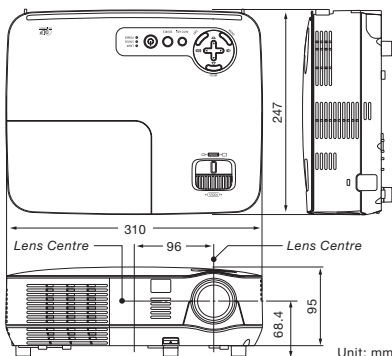
The values in the tables are design values and may vary.

V300X / V260X / V230X / V260 / V230 (Aspect ratio 4:3)

| Screen Size (inch) | Throw Distance (m) | | Bottom Height (cm) |
|--------------------|--------------------|-------|--------------------|
| | Wide | Tele | |
| 30 (0.61x0.46) | 1.18 | 1.32 | 6.9 |
| 40 (0.81x0.61) | 1.57 | 1.76 | 9.1 |
| 60 (1.22x0.91) | 2.36 | 2.64 | 13.7 |
| 80 (1.63x1.22) | 3.15 | 3.52 | 18.3 |
| 100 (2.03x1.52) | 3.93 | 4.40 | 22.8 |
| 120 (2.44x1.83) | 4.72 | 5.28 | 27.4 |
| 150 (3.05x2.29) | 5.90 | 6.60 | 34.3 |
| 180 (3.66x2.74) | 7.08 | 7.92 | 41.1 |
| 200 (4.06x3.05) | 7.87 | 8.80 | 45.7 |
| 240 (4.88x3.66) | 9.44 | 10.56 | 54.8 |
| 300 (6.10x4.57) | 11.80 | 13.20 | 68.5 |

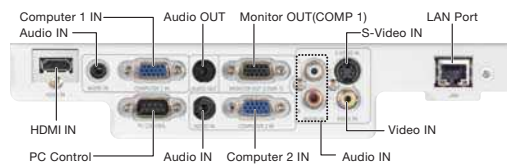
The values in the tables are design values and may vary.

● Cabinet Dimensions



● Terminals

● V300W / V260W / V300X / V260X



● V230X / V260 / V230



● Remote control

(included accessory)



● Options



Replacement lamp
NP13LP
 (for V260W/V260X/V230X /V260/V230)
NP18LP
 (for V300W/V300X)