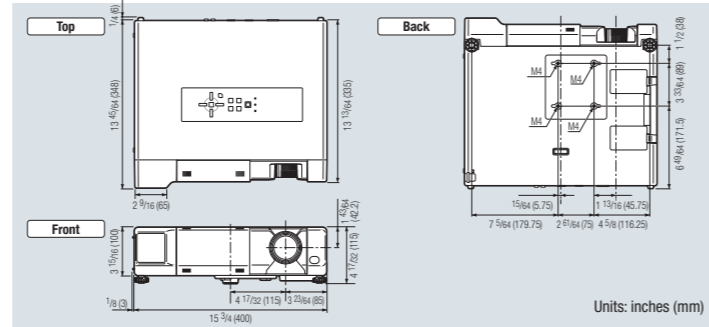


XV-Z17000



Dimensions



SHARP

XV-Z17000
High-definition DLP® Home Theater Projector

Optional Accessories

3D Glasses



Lamp



Screen Size and Projection Distance

Side View

16:9 Signal Input (NORMAL Mode)

Diag.	Picture size			Projection distance [L]		Distance from the bottom of the image to the lens centre [H]
	Width (cm)	Height (cm)	Minimum	Maximum		
500"	436" (1107)	245" (623)	51'6" (15.7m)	—	39 3/4" (100cm)	
400"	349" (886)	196" (498)	41'2" (12.6m)	47'6" (14.5m)	31 1/2" (80cm)	
300"	261" (664)	147" (374)	30'11" (9.4m)	35'8" (10.9m)	23 3/4" (60cm)	
200"	174" (443)	98" (249)	20'7" (6.3m)	23'9" (7.2m)	15 3/4" (40cm)	
100"	87" (221)	49" (125)	10'4" (3.1m)	11'11" (3.6m)	7 1/2" (20cm)	
60"	52" (133)	29" (75)	6'2" (1.9m)	7'2" (2.2m)	4 2/3" (12cm)	
40"	35" (89)	20" (50)	4'1" (1.3m)	4'9" (1.4m)	3 1/2" (8cm)	

3D Signal Compatibility

Format	Signal	Horizontal frequency [kHz]	Vertical frequency [Hz]	Analog Support	Digital Support
Frame Packing	720P	75.0	50	✓	✓
	720P	90.0	60	✓	✓
	1080P	54.0	24	✓	✓
Side By Side	720P	37.5	50	✓	✓
	720P	45.0	60	✓	✓
	1080I	28.1	50	✓	✓
Top And Bottom	1080I	33.8	60	✓	✓
	1080P	56.3	50	✓	✓
	1080P	67.5	60	✓	✓

Operating ranges for 3D glasses

Infrared emitter level setting	Operating range (distance from screen)
Normal	Approx. 12.3 ft (3.8 m)
High	Approx. 18.3 ft (5.6 m)

• Be sure to stay within the operating range to ensure proper 3D viewing. • The operating ranges given above are averages for a screen with a gain of 1.0 viewed from the front. • These ranges depend on the viewing position and usage conditions (e.g., screen gain level). (The operating range decreases when you view the screen at an angle.)

Precautions on Viewing Stereoscopic 3D

- The sense of three-dimensionality may vary between individuals.
- Viewing stereoscopic 3D may cause discomfort or eye strain.
- For protection of proper eye development, children should avoid viewing stereoscopic 3D.
- Avoid viewing stereoscopic 3D if you have a pre-existing oversensitivity to light, sleep disorder, heart disease, or are pregnant, in poor health, feeling unwell, or inebriated.
- Read the operation manual carefully to ensure viewing stereoscopic 3D with safety and comfort.
- View 3D images at an appropriate distance. (Recommended distance: 3 x Effective picture height. Example: Approx. 12.3 ft (3.8 m) for 100-inch 16:9 picture)

Specifications

Models		XV-Z17000
Display devices		0.65" DLP® chip x 1
Resolution		1080P (1,920 x 1,080)
Brightness		1,600 lumens (in High Brightness Mode)
Contrast ratio		40,000:1 (in High Contrast Mode)
Lens	F number	F 2.5 to 2.7
	Zoom	Manual, x1.15 (f = 21.0 to 24.2 mm)
	Focus	Manual
Picture size		40" (102 cm) to 500" (1,270 cm)
Projection distance		40": 1.3 to 1.4 m, 100": 3.1 to 3.6 m, 500": 15.7 m
Input signals	Computer RGB	WSXGA+, SXGA+, SXGA, WXGA, XGA, SVGA, VGA Mac 21", 19", 16", 13"
	DTV	1080P, 1080i, 720P, 576P, 576i, 540P, 480P, 480i NTSC, PAL, SECAM
Input terminals	HDMI	x2 (version 1.4, 3D over HDMI)
	Computer / Component (mini D-sub 15-pin)	x1
	Component (3 RCA)	x1
	S-Video (mini DIN 4-pin)	x1
	Video (RCA)	x1
Control terminal	RS-232C (mini D-sub 9-pin)	x1
Horizontal frequency		15 to 110 kHz
Vertical frequency		43 to 85 Hz
Fan noise		23 dB (Eco Quiet on)
Projection lamp		250 W
Lamp life		3,000 hours (Eco Quiet on)
Rated voltage		AC100 to 240 V
Rated frequency		50 / 60 Hz
Input current		3.7 A
Power consumption (Standby)		353 W (7.6 W) with AC 100 V / 339 W (8.3 W) with AC 240 V
Operation temperature		41°F to 95°F (5°C to 35°C)
Dimensions (main body only) W x H x D		15 3/4" x 3 15/16" x 13 13/64" (400 x 100 x 335 mm)
Weight (approx.)		12.8 lbs. (5.8 kg)
Supplied accessories		Remote control, two R6 (AA) batteries, power cord (6' (1.8 m)), 3D active shutter glasses (2 pairs), operation manual

Design and specifications are current as of March 2011, but are subject to change without notice. • DLP®, the DLP logo are trademarks or registered trademarks of Texas Instruments. • HDMI, the HDMI logo and High Definition Multimedia Interface are trademarks or registered trademarks of HDMI Licensing, LLC. • All company and product names are trademarks or registered trademarks of their respective manufacturers. Sharp makes no warranties or representations of any kind with respect to these products. • The lamp life may vary depending on the usage conditions. • Brightness values indicate overall average values of the product at the time of shipment and are stated based on ISO 21118-2005.



Turn Your Home Theater into a 3D Home Movie Theater with This Incredible Full 1080p HD 3D Projector and Experience More Detailed Life-Like Viewing of TV, Movies and Games

Supplied 3D glasses (Silver x 2)



XV-Z17000

SHARP

SHARP CORPORATION OSAKA, JAPAN

© SHARP CORP. (MAR. 2011 PRINT) | E



SHARP VISION™

Experience Home Theater Like You've Never Experienced It Before... In 3D

Now you can enjoy a large-screen 3D picture at home just as previously only available in theaters. View movies, sports, TV programs, and other content in 3D.



Sharp's Original High-Quality Image System Achieves Beautiful 3D Images


Sharp's Unique ICs and IDT® Reon™ VX

The XV-Z17000 is equipped with Sharp's proprietary digital image ICs for 3D projection and the IDT® Reon™ VX, which incorporates various image processing algorithms for high-quality display of wide-ranging video sources for use in DLP. With these ICs and DLP, the XV-Z17000 achieves the high-quality natural and detailed expression of movie film ambience not only for 2D pictures but also 3D pictures.

Newly Developed Dual ICs for High-Quality 3D Pictures

With new dual ICs, the XV-Z17000 provides broad compatibility for 3D formats*, including the mandatory formats specified by the HDMI standard and others. Plus, 3D depth adjustment and algorithms to reduce crosstalk and flicker deliver pleasant, stress-free viewing conditions

* Refer to the back page for details on compatible 3D formats.



Reon VX Video Processor – High-Quality Video Technology from IDT

The Reon VX uses true four-field, motion-adaptive 1080i de-interlacing to provide the highest quality 1080p image. In addition, the advanced HQV scaling, noise reduction and detail enhancement engines ensure that SD images are converted and delivered at a quality approaching HD.

3D Viewing Convenience

Sharp's Proprietary 3D Glasses

The two pairs of 3D glasses that come with the XV-Z17000 are the same as the 3D glasses for AQUOS LCD TVs. With these glasses, you can enjoy 3D on AQUOS or on a larger screen with the XV-Z17000.

The 3D glasses provide 2D/3D switching, and so viewers can return to 2D and continue watching content to avoid any fatigue from viewing 3D, particularly when watching with family and friends who are unaccustomed to 3D.



Built-in Infrared Emitter

The XV-Z17000 has a built-in infrared emitter to control the 3D glasses.



HDMI 1.4a for Blu-ray 3D Compatibility

The XV-Z17000 is equipped with two inputs compatible with HDMI 1.4a to simultaneously connect to a 3D-compatible Blu-ray player, still camera or video camera to view 3D content.



High-Quality Picture

Full HD Panel (1,920 x 1,080 pixels)

The XV-Z17000 provides Full HD high-resolution pictures with 1,920 x 1,080 pixels and greater capability for large-screen pictures to prevent rough, grainy colours. And, the panel is compatible with next-generation digital broadcast systems.


1,600-Lumen High Brightness

Incorporating Sharp optoelectronics technology, the XV-Z17000 provides 1,600-lumen brightness in high-brightness mode to enjoy large-screen pictures.

40,000:1 Dynamic Contrast Ratio with Dual-Iris Mechanism

Employing a thoroughly developed optical engine with Dual-Iris Mechanism, the XV-Z17000 enhances fine, detailed differences between the darkest and brightest colours and provides superior black level reproduction. The mechanism features independent irises for adjusting illuminating conditions and projecting images. Also, the remote control can be used to select from four contrast modes.

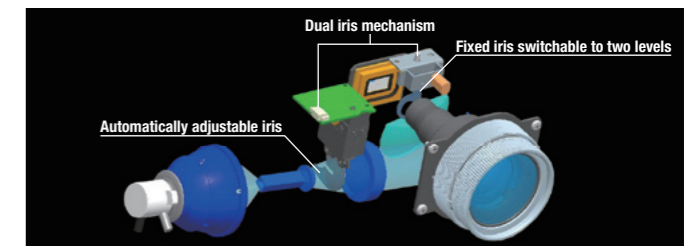
Without auto iris



With auto iris



40,000:1
Real blacks and clearly reproduced subtle colours provide impressively beautiful pictures.



Home Theater Performance and Convenience

Color Management System (C.M.S.)

This system independently controls color hue, chrome and brightness for the six RGBCMY colors (red, green, blue, cyan, magenta and yellow), enabling users to match the image quality to their preferences.



C.M.S. menu



Color picker

The adjustment color can be selected by specifying the desired area on the displayed image using the Picker.

CEC (Consumer Electronics Control) Function*

- One-Touch Play: The XV-Z17000 automatically turns on when you press the play button on a video device connected with an HDMI cable.
- System Standby: The video device automatically turns off when you turn the XV-Z17000 off.

* The XV-Z17000 is CEC compatible with Sharp video products.

V-Stretch Mode for Anamorphic Lens

V-Stretch Mode can display CinemaScope images (with 2.35:1 aspect ratio) on a full screen. Using this mode enables viewing pictures in full HD resolution with the original aspect ratio of the CinemaScope content maintained.

Note: A third-party lens adaptor is required for this mode. Zoom 14:9 Mode cannot be selected while this mode is activated. For further information, inquire with your nearest Sharp-authorized projector dealer, service center or Sharp sales office before purchasing.

Low Fan Noise

The projector achieves a low noise level of 23 dB for a comfortable movie-watching environment. (Eco Quiet Mode: On)

Compact Design

The slim design with a low profile of only 3 15/16" (100 mm) enables ceiling mounting with no feeling of cramped space.

Sliding Lens Cover

The lens cover can be slid closed to protect the lens from dust and damage while the projector is not being used. If the lens cover is kept closed for 30 minutes, the projector will turn off automatically for safety.



Outstanding Keystone Correction

The XV-Z17000 compensates for a picture projected on angles both horizontally ($\pm 30^\circ$) and vertically ($\pm 40^\circ$). Also, automatic vertical keystone correction can be performed ($\pm 12^\circ$).

- Spherical adjustment corrects distortion of an image projected on a spherical surface.
- Picture rotation adjusts an image to an arbitrary angle ($\pm 5^\circ$)*.

* Depending on the signal, not all the picture may be projected when it is rotated.

Front Lamp Replacement System

The lamp unit can be removed from the front of the projector for easy and safe lamp replacement when the projector is mounted on the ceiling or in another high location.

Sharp's Proprietary Safe Lamp Housing Structure

When the lamp is removed from the projector for replacement, the internal lamp shutter door automatically closes, ensuring safe replacement in the event that the lamp breaks.

Filter-Free Design

When the projector is being used, the lamp door remains open, and the lamp heat burns off dust, so there is no need to worry about filter clogging or costs for filter replacement. The sealed DLP chip with filter-free design helps ensure lower maintenance and operating costs.