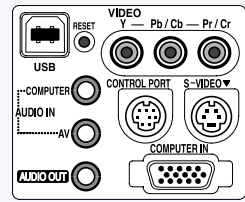
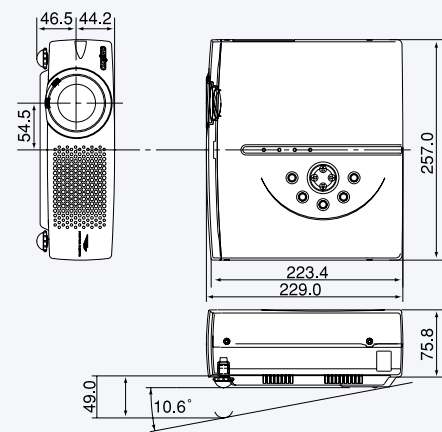
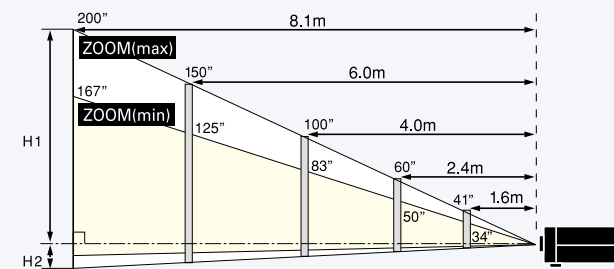


External dimensions (unit:mm)



Approximate throw distance/picture size



Screen size(inches)	200"	150"	120"	100"	80"	70"	60"	50"	40"	34"
Zoom(min)	—	7.3	5.8	4.9	3.9	3.4	2.9	2.4	1.9	1.6
Zoom(max)	8.1	6.0	4.8	4.0	3.2	2.8	2.4	2.0	1.6	—
High(mm)	H1	2,896	2,172	1,737	1,448	1,158	1,013	869	724	579
	H2	152	114	91	76	61	53	46	38	30

\* Approximate throw distances shown above were calculated on lens design specifications. Please note that up to 5% deviation may result due to lens variations.

Specifications

Model number	PLC-XW20A	PLC-SW20A
LCD panel system	Three 0.7 (1.78cm) TFT active matrix type panels	
Optical system	Dichroic mirror separation/prism	
Panel size	Three 0.7-inch panels, 4:3 aspect ratio	
Panel type	Polysilicon TFT active matrix	
Panel resolution	1024x768dots	800 x 600dots
Number of pixels	2,359,296 (786,432 x 3)	1,440,000 (480,000 x 3)
Pixel arrangement	Stripes	
Projection lens	F1.6 to F1.78, f= 28.7 to 34.5mm, 1x to 1.2x manual zoom and focus	
Keystone correction	20degree (up/down)	
Projection lamp	132W UHP lamp	150W UHP lamp
Screen size	Adjustable from 34 to 200 inches	
Throw distance	From 1.6m to 8.1m	
Picture brightness	1,100 ANSI lumens	
Uniformity	90%	
Contrast ratio	300:1	350:1
Amplifier	1W monaural	
Speaker system	28mm	
Scanning frequency	H sync: 15-100kHz, V sync 50-100Hz	H sync: 15-80kHz, V sync 50-100Hz
Dot clock	140MHz or less	100MHz or less
Horizontal resolution	550 TV lines(S-video Input)	500 TV lines(S-video Input)
Color systems	PAL, SECAM, NTSC, NTSC 4.43, PAL-M, PAL-N	
Computer inputs	●Analog RGB (mini D-sub 15-pin) ●Audio (stereo mini jack)	
Video inputs	●Three RCA video (Y/Video-Pb/Cb-Pr/Cr) ●S-Video ●Audio (stereo mini jack)	
Other terminals	Control: mini DIN 8-pin & USB (B type) ●External audio outputs (stereo mini jack)	
Operating environment	5 to 35°C	
Rated power supply	100-240V AC, 50/60Hz auto voltage selection	
Power consumption	230W	250W
Dimensions (WxHxD)	257x75.8x229mm	
Net weight	2.8kg	
Standard accessories	●AC power cord (2m) ●Card remote control unit ●Carrying case ●Analog RGB cable (DOS/V)	

Safety Precautions

•Do not install the LCD projector in areas exposed to water, humidity,dust, oil or smoke or in close proximity to heat sources. Make sure the heat vents are not blocked. Fire, electrical shock or unit malfunction may result if the above precautions are neglected. •Do not look through the lens while projecting as damage to the eyes could result. Take special care when children are close by. •Do not look at the laser beam coming out of the remote control unit or direct the laser beam toward a person. Direct contact with the laser beam may cause damage to the eyes.

Remarks

•Spare LCD projector parts are kept in stock at least for eight years after the product is discontinued. •LCD panel manufacturing requires extremely high-precision technology with pixels having a 99.99% quality control rating. However, there does exist a 0.01% or smaller possibility of dead pixels or constantly lit pixels. • Please note that product colors in the brochure may differ slightly from those of actual products. • All screen pictures in the catalog are simulated. •All company and product names are the trademarks or registered trademarks of respective owners. •Product appearance and specifications subject to change without notice.

Further details regarding this product can be accessed at <http://www.digital-sanyo.com>

**\*Caution:** please consult the instruction manual to ensure safe and proper operation of the product.

Distributed by:



SANYO Electric Co., Ltd.  
TV&Visual Display Products Divisions  
© SANYO 2008 Printed in Japan 2002.7.SI



Micro Portable Multimedia LCD Projector

PLC-XW20A  
PLC-SW20A



THE MOBILE PROJECTOR





## Extremely bright, high-quality pictures even during bright-light projection

### Delivers 1100ANSI lumens for an outstanding presentation

The PLC-XW20A uses the 132W UHP lamp\* as a light source. This lamp provides outstanding color balance and illumination. When used in combination with the units highly efficient optical system, the PLC-XW20A produces bright pictures with an intensity as high as 1100ANSI lumens.

\*The PLC-SW20A uses the 150W UHP lamp

### Compact B5 size and lightweight design

Designed with mobility in mind, the PLC-XW20A/SW20A is compact and lightweight. And due to SANYO's innovative optical technology and 0.7" polysilicon TFT LCD panels, this mobile projector produces high-resolution pictures of outstanding brightness.



### 10-bit digital gamma correction function

Through the gamma correction function, fine tone reproduction is achieved without annoying white and black spots. In addition to the Standard mode, the PLC-XW20A/SW20A also offers a Cinema mode for movies and Real mode for graphics. Plus, the projector has four user memory units for fine picture adjustments.

### 3D-AUCC circuit for high-quality projection



With the 3D-AUCC (Automatic Uniformity Correction Control) circuit, color shading, resulting from differences in brightness, can be corrected to an accuracy ten times greater than conventional models. This produces gradations that are more natural looking.

### New picture quality enhancement circuitry

A black and white extension circuit automatically corrects the gamma curve according to the input signal to reproduce smoother gradations for black and white. Also, a skin color correction circuit extracts and corrects only skin color (including approximate shades) from the input signal for more natural skin color reproduction.

## Perfect images anytime, anywhere

### Front exhaust mechanism creates a comfortable environment for presentations

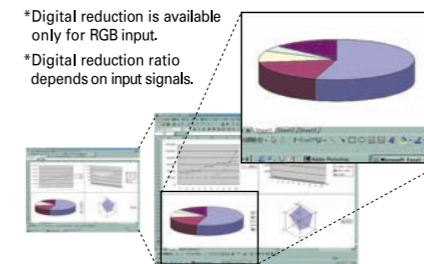
Taking comfort into consideration, the air outlet of the PLC-XW20A/SW20A optical system is now positioned on the front of the projector for more effective absorption and dissipation of heat. Plus, a fan rotation linear control circuit has been incorporated to control the rotation speed of the lamp cooling fan. Speed is controlled according to the ambient temperature without losing the intensity of the lamp.

### Keystone Correction produces undistorted images

The Keystone Correction function digitally alters the projection automatically. This effectively solves the familiar problem of distorted images, which occur when a projector is placed in a less than an ideal location. As the positioning of the PLC-XW20A/SW20A can be corrected up to 20-degree, this projector gives far more flexibility when presenting.

### Improved digital scaling function

In addition to the optical 1.2x manual zoom and focus, the PLC-XW20A/SW20A offers the digital enlargement/reduction\* function for more effective projection.




\*Digital reduction is available only for RGB input.

\*Digital reduction ratio depends on input signals.

## Additional features for optimal presentation performance

### Component input terminals yield high-quality DVD and HDTV projection

Component input terminals, which range from serial terminals to USB terminals, have been incorporated as standard equipment into the PLC-XW20A/SW20A to allow for direct input of HDTV signals.



### DRIT allows for PC connection and SXGA projection

The PLC-XW20A/SW20A features Digital Realized Interpolation Technology (DRIT), making it able to support resolutions from SXGA (1,280x1,024 dots) to VGA (640x 480 dots). And the PLC-XW20A can be easily connected to notebook and desktop computers.

※1 XW20A:Dots clock 140MHz or less. SW20A:Dots clock 100MHz or less.

\*As SXGA images are compressed, some part of the image may be missed. Support features for presentations Presentation Timer The PLC-XW20A/SW20A displays the elapsed time on screen, which helps users stay within presentation time limits.

\*The PLC-XW20A/SW20A starts the clock when the P-TIMER button is pressed.


- GUI menu supporting 11 languages
- Built-in amplifier and speaker (1W monaural sound)
- Rear and hanging projection
- Soft carrying case provided
- Card-like, multi-function remote control provided

**Freeze Function** (static image projected)  
Projection can be stopped temporarily during a presentation to pause and display images as a still picture.

**No Show Function** (blank screen)  
At any time during a presentation, the user can stop projecting images when a short break is needed.

## O P T I O N


### Mouse/serial port control cables



### Macintosh adapter




### Ceiling mount



### Remote control with laser pointer



## Micro Portable Multimedia LCD Projector PLC-XW20A/SW20A



※1 PLC-XW20A  
※2 PLC-SW20A