

---

EPSON ULTRA SHORT THROW RANGE

---

# PROJECTOR INNOVATION



**EPSON**  
EXCEED YOUR VISION

# ULTRA SHORT PROJECTION

This new innovative range of projectors is designed to deliver superior images in any size classroom or meeting room. The unique mirror imaging technology allows you to project at an ultra short throw distance with no shadow on the screen, or glare when presenting.

The Epson ultra short throw range has been designed with unique features, providing you with the right tools for effective presenting for teaching and training environments. Epson's new mirroring technology projects amazing widescreen images up to WXGA resolution from ultra short distances.

## Big projection, even in the smallest room

You don't need a big room to project a big image. Teachers and students can make the most of the space available. These ultra short throw projectors are able to display a sharply focused, bright, wide image of 70", 16:10 format screen, from just 16 cm distance. Shadow effects caused by people and objects in front of the screen are simply eliminated.



## EPSON ULTRA SHORT THROW RANGE

### New ultra short throw projector



Project widescreen images whilst standing next to the screen.

### Small room, big picture



The unique mirror imaging design achieves an ultra short projection distance, allowing you to project a large image in the smallest of rooms.

# INTERACTIVITY

Epson EB-450Wi

03

Take interactive presentations beyond electronic whiteboards with the Epson EB-450Wi projector. Now you can transform a suitable projection surface into an interactive one and take complete control of all aspects of your presentation or lecture.

Designed for the rapidly evolving IT needs in teaching and training, our interactive projectors make presenting much more spontaneous and interesting for the audience. The interactive pen fully replaces the traditional mouse and works on any surface, so there's no need for a costly interactive whiteboard installation.

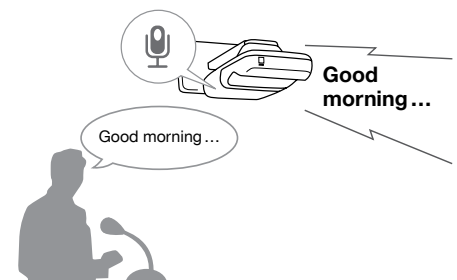
The projector camera detects the position of the interactive pen on the screen or surface, enabling you to enhance presentations, make and save notes and take full control at every stage of your presentation.

## Easy Interactive Pen



The Easy Interactive Pen works on almost any surface, adding a new dimension to your presentation.

## Sound integration into the classroom



As well as projecting high-quality images, these projectors have a powerful integrated speaker which can amplify content or the speaker's voice.



## Interactive features

- Compatible with multiple operating systems
- No need for an additional interactive whiteboard or device to be installed
- Users can interact directly on the surface with the Easy Interactive Pen
- Easy Interactive Pen and PC driver are included as standard

# ADVANCED FEATURES

Our projectors are built for no-nonsense, cutting-edge presentations from one device. Easy installation and setup, advanced features and low-cost design put these projectors at the top of the class.

## Simple installation and easy setup

Installation and maintenance are made easy with the bundled wall mount plate. With direct power on/off function from the power supply the projectors power up automatically and turn off instantly. Users can also achieve a square image with excellent sharpness even on the edge of the projected image.

## Plug and play presenting

The 2-in-1 USB display is the easiest way to present from a computer, because one cable handles both image and mouse controls. Project instantly, just plug an USB cable into your computer and projector, so no more unnecessary RGB cables and settings.

## Security functions

Keep your projector safe and secure by setting a password, disabling the control panel and only accessing main functions via the remote control. There's also a tough, lockable security bar and security sticker.

## Quick start / instant off functions

The Epson ultra short throw range of projectors is extremely quick, needing only a few seconds to start displaying information. The instant off feature turns off the projector immediately after you finish presenting. There's no waiting around to warm up or cool down either.

## Wireless convenience

For an even more straight forward connection, simply plug in the optional wireless module to your computer and it's ready to 'talk' to your projector – you're ready to start presenting.

## Intuitive remote



You can navigate through projector functions and viewing modes, browse files and control presentations with the fully-featured remote.

## Simple, optional, wireless a/b/g module



## Optional quick wireless

Connection key for easy connection from your PC.



# MEETING DEMANDS

The Epson ultra short throw range provides advanced features to meet the high-tech demands of the education teaching environment. Modern presenting skills are supported by the best in projector technology and innovation.

Epson EB-450We	WXGA	2500 lm	10 W	2-in-1 USB display	WiFi + Ethernet*
Epson EB-460e	XGA	3000 lm	10 W	2-in-1 USB display	WiFi + Ethernet*
Epson EB-450Wi	WXGA	2500 lm	10 W	2-in-1 USB display	WiFi + Ethernet*

\*Wi-Fi optional



\*\*Epson EB-450Wi only



# No.1 FOR QUALITY

Advanced Epson 3LCD technology provides brighter images and more accurate colour and grey scale reproduction. It's what has made us the world No.1 for projectors since 2001.



Source: Futuresource Consulting Ltd.

## Bright natural images even in daylight

The quality behind every Epson projector, 3LCD imaging technology gives clear, defined images without flicker or colour break-up, so projected images are easy on the eye. Accurate colour reproduction is crucial for teaching, from geographic maps to projecting photo and fine art. The benefits are clear for education, in any room and in any light conditions – including daylight.

## Colour Light Output, the new metric for projector brightness

Colour Light Output measures how well a projector delivers colour. It provides you with a simple and easy-to-understand way to measure and assess a projector's colour performance. The Epson ultra short throw range of projectors provides a high brightness from 2500 to 3000 lumens.



With 3LCD technology




Without 3LCD technology

3LCD technology provides superb image quality with smooth and natural colour, ideally suited for education.



Brightness (or white light output) measures the total amount of white light projected in lumens on a nine-point grid



Colour Light Output uses 3 sets of a nine-point grid to measure the primary colours – red, green and blue

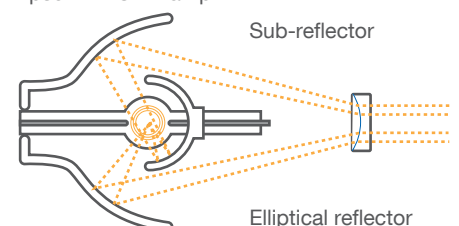
## Environmentally-friendly and cost-effective

The Epson ultra short throw range has been designed and produced in compliance with our environmental policy. Saving both energy and costs, they boast a long lamp-life, a sleep timer function, paint-free design and recyclable packaging.

- Low power consumption in standby mode, timer functions and rapid power on/off
- Reduced pollution in the manufacturing process, with 100% recyclable packaging, paint-free design and Eco-mode feature
- Provides clear visibility in light rooms, our low-wattage, affordable E-TORL Lamps last up to 3,500 hours saving you money

## E-TORL

Epson E-TORL lamp



# PRODUCT SPECIFICATIONS

	Epson EB-450We	Epson EB-460e	Epson EB-450Wi
<b>SPECIFICATION</b> Projection system (3LCD) Native resolution Native aspect ratio Resolution supported White Light Output* (Brightness) Colour Light Output*	0.59" with MLA (x3) polysilicon TFT active matrix WXGA 16:10 Up to 1080i 2500 lm/1740 lm (normal/eco-mode) 2500 lm/1740 lm (normal/eco-mode)	0.63" with MLA (x3) polysilicon TFT active matrix XGA 4:3 Up to 1080i 3000 lm/2080 lm (normal/eco-mode) 3000 lm/2080 lm (normal/eco-mode)	0.59" with MLA (x3) polysilicon TFT active matrix WXGA 16:10 Up to 1080i 2500 lm/1740 lm (normal/eco-mode) 2500 lm/1740 lm (normal/eco-mode)
<b>PROJECTION LENS</b> F-number Focal length Zoom ratio Offset	1.80 4.68 mm Digital zoom 1-1.35 4.57:-1	1.80 4.68 mm Digital zoom 1-1.35 7.67:-1	1.80 4.68 mm Digital zoom 1-1.35 4.57:-1
<b>LAMP</b> Type Life	230 W UHE – E-TORL 2,500 hours/3,500 hours (normal/eco-mode)		
<b>IMAGE</b> Colour reproduction Contrast ratio* Keystone correction	Full-colour (16.77 million colours) 2,000:1 Vertical: ±5°		
<b>VISUAL INPUT</b> Computer Video USB flash drive Epson USB Visualiser	2 x D-sub 15-pin (RGB), 1 x USB 2.0 type B 1 x RCA, 1 x S-Video, 2 x Component (D-sub 15-pin) 1 x USB 2.0 type A 1 x USB 2.0 type A		
<b>VISUAL OUTPUT</b> Monitor	1 x D-sub 15-pin		
<b>AUDIO INPUT</b> Computer Video Microphone	2 x Stereo mini-jack 1 x RCA (White/Red) 1 x Stereo mini-jack		
<b>AUDIO OUTPUT</b> Computer	1 x Stereo mini-jack		
<b>CONTROL</b>	1 x LAN (RJ45), 1x RS-232C (D-sub 9-pin)		
<b>WIRELESS CONNECTION</b>	Optional wireless		
<b>EASY INTERACTIVE FUNCTION</b>	N/A	N/A	1 x Easy Interactive Pen
<b>ADVANCED FEATURES</b>	Quick start, instant off, source search, 8 colours mode, e-zoom, A/V mute, freeze		
<b>SECURITY</b>	Padlock and security cable hole, Kensington lock hole, password protection, wireless LAN unit lock		
<b>DIRECT POWER ON/OFF</b>	Yes		
<b>POWER REQUIREMENTS</b> Power supply wattage Power consumption lamp on Power consumption standby	100 – 240 V AC +/- 10%, 50/60 Hz 343W/257W (normal/eco mode) 12W/0.3W (network on/network off)		
<b>OPERATING TEMPERATURE/ALTITUDE</b>	0 °C to 35 °C / 0 m to 2286 m		
<b>GENERAL</b> Weight Dimension (DxWxH)	5.7 kg 481x369x115 mm	5.7 kg 481x369x115 mm	5.8 kg 481x369x115 mm
<b>FAN NOISE</b>	35 dB/28 dB (Normal/Eco)		
<b>ON-SCREEN MENU</b>	English/French/German/Italian/Spanish/Portuguese/Russian/Swedish/Norwegian/Finnish/Danish/Bulgarian/Dutch/Polish/Hungarian/Czech/Slovak/Romanian/Croatian/Slovenian/Ukrainian/Greek/Turkish/Arabic/Hebrew/Japanese/Simplified Chinese/Traditional Chinese/Korean/Catalan/Thai/Indonesian/Malay/Vietnamese		
<b>SUPPLIED ACCESSORIES</b>	Power cable 4.5 m, remote control + batteries, bundled software, password protected sticker, user manual, setting plate	Power cable 4.5 m, remote control + batteries, bundled software, password protected sticker, user manual, setting plate	USB cable 5 m, easy interactive pen, power cable 4.5 m, remote control + batteries, bundled software, password protected sticker, user manual, setting plate
<b>SAFETY REGULATIONS</b>	EMC directive (2004/108/EC) CE marking GOST*		
<b>WARRANTY</b>	3 years on main unit, 1 year on lamp***		


\* ISO 21118 based measurement

\*\*\* (1 year or 750 hrs)

DEVELOPMENT SPECIFICATION LIST FOR SETTING PLATE

SHAPE OUTLINE Dimensions	Setting Plate (WxH): 457x247 mm Cover, Cap, Dial (WxHxD): 466x263x42 mm							
Decoration	Setting Plate: painting Cover, Cap, Dial: texturing							
Print (Epson Logo)	No							
TECHNOLOGY	Projection to the screen (distance from wall to screen surface: 43 mm (1.6"))			Direct projection to the wall				
	Forward/backward slide adjustment	Min.	Max.	Forward/backward slide adjustment	Min.	Max.		
	Aspect Ratio	4:3	63	102	Aspect Ratio	4:3		
		16:10	60	96		16:10	65	
		16:9	58	93		16:9	63	93
	Min: Approx distance from wall to projector is 113 mm (4.45") Max: Approx distance from wall to projector is 413 mm (16.3")							
ADJUSTMENT MECHANISM	0 to 300 mm (11.81")							
Forward/backward slide adjustment range	0 to +4°							
Vertical slide adjustment range	Projection Distance Adjustment width is min. 0 to 28 mm (1.10")							
	Projection Distance Adjustment width is max. 0 to 42.5 mm (1.67")							
Vertical tilt adjustment range	±5° (Fine adjustments possible with adjustment dial)							
Horizontal rotation adjustment range	±5° (Fine adjustments possible with adjustment dial)							
Horizontal roll adjustment range	±3° (Fine adjustments possible with adjustment dial)							
Horizontal slide adjustment range	±45 mm (1.77")							
Screw torque	12 kg/cm							
SAFETY	No							
Fall prevention wire	Yes							
Fall prevention hole	25 kg							
Weighting-resistant (the tip of the Setting Plate)	70 kg							
Weighting-resistant (the base of the Wall Plate)								
WEIGHT	6.3 kg							
Setting Plate	2.2 kg							
Wall Plate	0.5 kg							
Wall Plate Cover, Cap for tip of Setting Plate								
ACCESSORIES	Wall plate cover Cap for tip of setting plate Template sheet Screw set (includes hexagon driver)							

DIMENSIONS



CONNECTIVITY



THROWING DISTANCES AND SCREEN SIZES

		Throwing distances (cm)	
		XGA MODEL	WXGA MODEL
Screen sizes	60"	-	8
	63"	8	10
	70"	13	16
	75"	17	20
	80"	21	24
	85"	24	28
	90"	28	32
	96"	-	37
	102"	37	-

INTERACTIVE SPECIFICATIONS

Epson EB-450Wi	
SUPPORT SCREEN SIZE OF INTERACTIVE FUNCTION	59" to 97"
TECHNOLOGY	Infrared
INPUT DEVICE	Digital pen
CONNECTION TO THE COMPUTER	USB
SUPPORTS MULTIPLE INPUT SIMULTANEOUSLY	No
SOFTWARE	Easy Interactive Driver Easy Interactive Tools
COMPATIBILITY (EASY INTERACTIVE DRIVER)	Windows 2000 SP4 or later, Windows XP SP2 or later (Home Edition/Professional), Windows Vista* (All editions except for Starter) Windows 7* *32-bit versions only Mac OS X 10.3.x, Mac OS X 10.4.x, Mac OS X 10.5.x, Mac OS X 10.6.x

WHAT'S IN THE BOX

- Main unit
- Wall mount plate and cover
- Cable cover
- Easy Interactive Pen (ELPPN01)\*

OPTIONAL ACCESSORIES

- Spare lamp (ELPLP57)
- Air filter Set (ELPAF27)
- Wireless LAN unit (ELPAP03)
- Quick wireless USB key (ELPAP05)
- Epson USB Visualiser (ELPDC06)

\*Epson EB-450Wi



E-TORL

WXGA

Better Products for a Better Future®

For further information please contact your local Epson office or visit [www.epson.com.au/www.epson.co.nz](http://www.epson.com.au/www.epson.co.nz)

Australia 1300 130 194  
New Zealand 0800 237 766

Trademarks and registered trademarks are the property of Seiko Epson Corporation or their respective owners. Product information is subject to change without prior notice.

