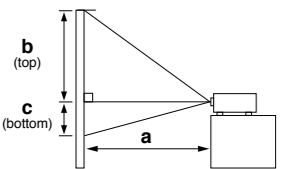


SPECIFICATIONS

Model name	CP-WX3011N	CP-X4011N	CP-X3011N	CP-X2511N	CP-X2011N
Liquid crystal panel	0.59 type (inch), 1.5cm polysilicon active-matrix TFT x 3		0.63 type (inch), 1.6cm polysilicon active-matrix TFT x 3		
Number of pixels	1,024,000 pixels (H1,280 x V800)		786,432 pixels (H1,024 x V768)		
Resolution	1,280 x 800 color pixels (WXGA)		1,024 x 768 color pixels (XGA)		
Manual zoom	x1.2				
Lamp	210W UHP				190W UHP
Light output (brightness)	3,000 Lumens	4,000 Lumens	3,200 Lumens	2,700 Lumens	2,200 Lumens
Contrast ratio	2,000:1 (Iris on)				
Audio	16W mono (8W x 2)				
Keystone correction	Auto Vertical Keystone				
Power supply	AC100-120V/AC220-240V				
Operating temperature	5-35°C (41-95°F)				
Input signals	VGA, SVGA, XGA, WXGA, SXGA, SXGA+, UXGA, MAC16"				
Video input	NTSC, NTSC4.43, PAL, SECAM, M-PAL, N-PAL HDTV: 720p@50/60, 1080i@50/60, 1080p@50/60 SDTV: 480i, 480p, 576i, 576p				
Input/output terminals	S-Video: Mini Din 4-pin x 1, Composite video: RCA jack x 1, Component video: RCA jack x 3				
Computer input	Stereo Mini jack x 2, RCA jack x 2 (L/R)				
Computer output	Analog RGB: 15-pin Mini-Dsub x 2				
HDMI input	HDMI x1				
Audio output	RCA jack x 2 (L/R)				
Monitor output	Analog RGB: 15-pin Mini-Dsub x 1				
USB	USB type A x 1 for PC-less presentation, USB type B x 1 for USB display, USB mouse control				
Control	9-pin Dsub x 1 for RS232C				
Wired network (LAN)	RJ-45 x 1				
Mic. input	Stereo Mini jack x 1 (compatible with dynamic microphones and unbalanced signal lines)				
Agency certifications	UL/cUL, FCC Part15 class B, AS/NZS CISPR22 class B, CE, GOST-R				
Dimensions (WxHxD)	317 x 98 x 288mm (12.48" x 3.86" x 11.34") [excluding protruding part]				
Weight	3.6kg (7.9 lbs.)		3.5kg (7.7 lbs.)		
Standard accessories	Computer cable, Remote Control, Batteries, Lens cap, Power cord, User's manual, Security label, Application software for LAN display				
Optional accessories	Lamp: DT01021, Filter set: MU06481, Laser remote control: RC-008, Soft case: CA3010				

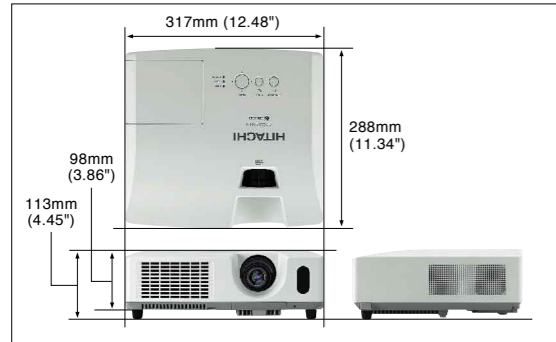
PROJECTION DISTANCE




CP-WX3011N					CP-X4011N/CP-X3011N/CP-X2511N/CP-X2011N				
Screen Size (16:10 Screen)	a Min	a Max	b (top)	c (bottom)	Screen Size (4:3 Screen)	a Min	a Max	b (top)	c (bottom)
30 type (inch), 0.8m	0.9m (35")	1.1m (43")	40cm (16")	1cm (0")	30 type (inch), 0.8m	0.9m (34")	1.0m (41")	41cm (16")	5cm (2")
40 type (inch), 1.0m	1.2m (48")	1.5m (58")	53cm (21")	1cm (0")	40 type (inch), 1.0m	1.2m (46")	1.4m (55")	55cm (22")	6cm (2")
50 type (inch), 1.3m	1.5m (61")	1.9m (74")	66cm (26")	1cm (1")	50 type (inch), 1.3m	1.5m (58")	1.8m (69")	69cm (27")	8cm (3")
60 type (inch), 1.5m	1.9m (73")	2.3m (89")	79cm (31")	2cm (1")	60 type (inch), 1.5m	1.8m (70")	2.1m (83")	82cm (32")	9cm (4")
70 type (inch), 1.8m	2.2m (86")	2.7m (105")	92cm (36")	2cm (1")	70 type (inch), 1.8m	2.1m (82")	2.5m (97")	96cm (38")	11cm (4")
80 type (inch), 2.0m	2.5m (99")	3.1m (121")	106cm (42")	2cm (1")	80 type (inch), 2.0m	2.4m (94")	2.8m (112")	110cm (43")	12cm (5")
90 type (inch), 2.3m	2.8m (112")	3.5m (136")	119cm (47")	2cm (1")	90 type (inch), 2.3m	2.7m (106")	3.2m (126")	123cm (49")	14cm (5")
100 type (inch), 2.5m	3.2m (125")	3.9m (152")	132cm (52")	3cm (1")	100 type (inch), 2.5m	3.0m (118")	3.6m (140")	137cm (54")	15cm (6")
120 type (inch), 3.0m	3.8m (151")	4.6m (183")	158cm (62")	3cm (1")	120 type (inch), 3.0m	3.6m (142")	4.3m (168")	165cm (65")	18cm (7")
150 type (inch), 3.8m	4.8m (190")	5.8m (229")	198cm (78")	4cm (2")	150 type (inch), 3.8m	4.5m (178")	5.3m (211")	206cm (81")	23cm (9")
200 type (inch), 5.1m	6.5m (254")	7.8m (307")	264cm (104")	5cm (2")	200 type (inch), 5.1m	6.0m (237")	7.1m (281")	274cm (108")	30cm (12")
250 type (inch), 6.4m	8.1m (319")	9.8m (385")	330cm (130")	7cm (3")	250 type (inch), 6.4m	7.5m (297")	8.9m (352")	343cm (135")	38cm (15")
300 type (inch), 7.6m	9.7m (383")	11.8m (463")	396cm (156")	8cm (3")	300 type (inch), 7.6m	9.1m (357")	10.7m (422")	411cm (162")	46cm (18")

* Tolerance ±8% (for projection distance a) • Final specifications may vary slightly.

DIMENSIONS



TERMINALS



Consideration for the Environment

- Compliance with EU Directive RoHS*1**
*1 RoHS is the acronym of "DIRECTIVE 2002/95/EC OF THE EUROPEAN PARLIAMENT AND OF THE COUNCIL of 27 January 2003 on the restriction of the use of certain hazardous substances in electrical and electronic equipment".
- Reduction of resin usage in production**
Use of hot runners in molds for making upper housing in order to reduce mill ends.
- Reduction of CO2 emissions**
Carton volume has been cut down to 75%*2, reducing CO2 emissions during transport.
*2 Compared to Hitachi CP-X206 network capable projector on the basis of one carton box.
- Power saving mode engaged during standby**
- ECO mode**
ECO mode provides power saving.

• Design and specifications are subject to change without notice.

• The projected images and comparison photos in this catalog are simulations.

• LCD panels, polarizers and other optical components and cooling fans may need replacement after prolonged usage. For more details, please consult a Hitachi sales representative.

• Do not use in places where there is a lot of water, dampness, steam, dust, soot or tobacco smoke. This may result in fire or malfunction.

• Optical components (lamp, LCD panel, polarizing plate, PBS [polarizer beam splitter]) have limited service lives. They must be repaired or replaced if they are used for a long period of time.

• These projectors use a mercury lamp with high internal pressure. Because of its properties, this lamp may burst with a loud noise or burn out if struck or after it has been used for a period of time. The time until it bursts or burns out varies greatly according to differences between lamps and usage conditions. Turning the lamp's power on and off frequently shortens its service life.

• Optical components other than the lamp: If the projector is used for six hours or more per day, they may need to be replaced in less than a year.

• LCD panel: If the projector is used continuously for six hours or more, its replacement cycle may be shortened.

• Do not turn projector on again for ten minutes after shutdown. Neglect can shorten the lifetime of the lamp. During use and immediately after use, do not touch anywhere near the lamp and the vents as these parts are extremely hot.


• HDMI, the HDMI Logo, and High-Definition Multimedia Interface are trademarks or registered trademarks of HDMI Licensing LLC in the United States and other countries.



HITACHI

LCD Projectors
**CP-WX3011N/CP-X4011N/CP-X3011N/
CP-X2511N/CP-X2011N**

HITACHI
Inspire the Next



Stay Connected

In or out of your classroom with Network Projector Solutions



- CP-WX3011N** WXGA 3,000 Lumens
- CP-X4011N** XGA 4,000 Lumens
- CP-X3011N** XGA 3,200 Lumens
- CP-X2511N** XGA 2,700 Lumens
- CP-X2011N** XGA 2,200 Lumens



ProSelecta

View :: Compare :: Select - www.ProSelecta.com

Enjoy a wide range of useful features, including many network functions.

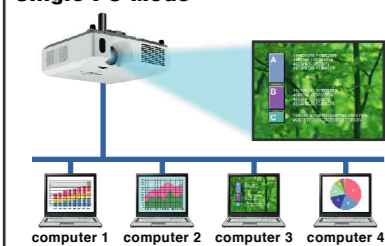


Advanced Network Functions

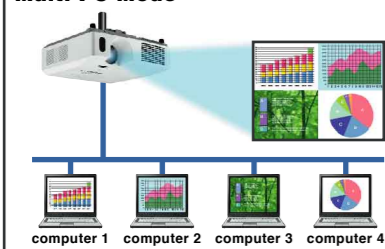
Network Presentations

Hitachi makes it easy to project still or moving images from one or more networked computers. The Single PC mode lets you select one computer on the network, while the Multi PC mode allows images to be projected simultaneously from up to four computers. Displaying images from students' computers on a large screen makes lessons much more fun and interesting for the students.

Single PC Mode



Multi PC Mode



Messenger

The Messenger function transmits text data to the projector via a network, so the projector can display it. Four types of display are possible: Horizontal Scrolling, Box, Pop-on and Picture Side. This is an easy and efficient way to send campus-wide announcements.

Messenger function is ideal for:

- Campus Notifications • School Activities
- Daily Schedules • Community/Local News
- This function is not intended or guaranteed for the distribution of warning messages created by security systems.



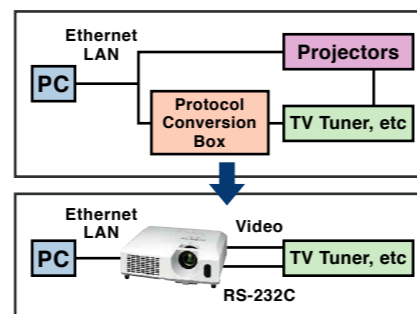
Centralized Reporting

With just one PC in an administration room, you can collect reports from all projectors connected to the network.



Network Bridge

The Network Bridge function allows for commands to be passed through its LAN port and sent to another device connected to the RS-232C output, such as an external TV tuner or control panel. This helps to simplify and lower the costs of cabling and installation.



Convenient Networking

Embedded networking gives you the ability to manage and control multiple projectors over your LAN. Scheduling, e-mail alerts, and image transfer (MY IMAGE) are just some of the functions available via LAN.



Superior Convenient Functions

PC-Less Presentation

By using a USB memory stick or other storage device*, you can project images without connecting the projector to a computer. The menu display shows thumbnail images, making it quick and easy to search for desired images. There is also a convenient slideshow function.

* Not compatible with all USB storage devices.

Beginning of slideshow



No playable slides in slideshow End of slideshow

Display via USB

When you connect the projector and a PC via a USB cable, software in the projector runs automatically, letting you quickly and easily display images from the PC.

Mic. Input* and 16W Internal Speaker

The projectors are equipped with a microphone input, so you can use a microphone system, even when the projector is in standby condition. The projectors also have two built-in 8W high power speakers.

* Compatible with dynamic microphones and unbalanced signal lines.

Hybrid Filter

The Hybrid Filter requires less frequent maintenance and cleaning, making longer operation possible.



Easy Maintenance

The lamp door is on the top and the filter cover slides in and out from the front bottom, so maintenance and replacement of these parts can be done easily.



Template Function*

When projecting onto a whiteboard, blackboard, etc., this function projects lines, making writing on the board easier. You can choose four types of lines: black lines on a white background, black lines on a white grid, white lines on a black background or white lines on a black grid. * Patent pending



WXGA (1,280 x 800) Capability

CP-WX3011N

Featuring WXGA resolution, the CP-WX3011N is capable of displaying wide and large images with excellent clarity.

2,000:1 High Contrast Ratio

CP-WX3011N/CP-X4011N/CP-X3011N/CP-X2511N

In addition to a high 2,000 : 1 contrast ratio, the CP-WX3011N, CP-X4011N, CP-X3011N and CP-X2511N feature an Active Iris that is automatically controlled to ensure best image contrast and depth perspective during both bright and dark scenes.

Power Saving Mode

The Power Saving mode at standby setting reduces standby power consumption to less than 1W. The following features are disabled: RS-232C control except power-on command, and audio capability including audio pass through.

Input Source Naming

The input source name can be changed to the name of a device you often use (desktop PC, DVD, etc.) instead of default names like computer in 1, S-Video, etc. Icons are displayed for easy visibility.



HDMI Input

These projectors have an HDMI input terminal for receiving digital video signals. By keeping the signal in the digital domain, the projector delivers high quality images that are faithful to the original signal. In comparison to composite signals, text characters are steady, with no smearing.

Various Security Functions

These projectors are equipped with a security bar that allows the attachment of a security chain. By using the PIN Lock, you can limit the number of users. The MyScreen function can be used to identify the owner, and is also protected by a PIN Lock. A Transition Detector can prevent unauthorized use of the projector.



Security bar

Other Features

- Audio Pass Through • Low Noise of 29dB* (ECO Mode) • Blackboard or Whiteboard Modes at Picture Setting • Daytime Mode • My Button • My Text • My Source/ Document Camera Button on Remote Controller • 4-Second Quick Start • Direct Power On/Off • Auto Vertical Keystone Correction • Resolution Preset and Custom Modes • Motion Adaptive Progressive Scan • 3:2 Pull Down • Noise Reduction • Equalizing Gamma Function • Automatic Time Adjustment • Control and Monitoring via Web Browser • Serial No. Label on Side • Security Label Included • Closed Caption • Compatible with AMX Device Discovery

* Typical. Tested in 23°C environmental conditions.