

**MOBILE PROJECTOR**

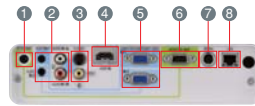
FULL HD **FD630U**  
 WXGA **WD620U**  
 XGA **XD600U**



- Brilliant Color
- Color Enhancer
- Wall Screen
- 10W Speaker
- User Log Projection
- Password Lock
- Instant Shutdown
- Long-life Lamp
- Low Stand-by Power
- Top Side Loading Lamp
- LAN (RJ-45)
- HDMI
- Closed Caption
- Low Fan Noise



**Input and Output Terminals**



- 1 Audio output
- 2 Audio input
- 3 S-Video/Video
- 4 HDMI
- 5 PC/Component video input
- 6 Monitor output
- 7 Serial RS-232C
- 8 LAN (RJ-45)



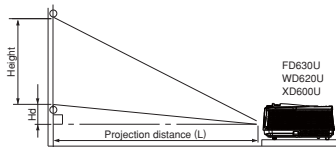
**Specifications**

Model	FD630U	WD620U	XD600U
Display technology	0.65" 1-chip DMD	0.65" 1-chip DMD	0.7" 1-chip DMD
Resolution	1920 x 1080 (total 2,073,600 pixels)	1280 x 800 (total 1,024,000 pixels)	1024 x 768 (total 786,432 pixels)
Brightness (Maximum)	4000lm	4000lm	4500lm
Contrast ratio	2000 : 1	2000 : 1	2000 : 1
Picture size	40" - 300"	40" - 300"	40" - 300"
Throw ratio	1.4 - 2.1	1.5 - 2.2	1.4 - 2.1
Source lamp**	230W (shut-off time 5000hr) in low mode, 280W (shut-off time 3000hr) in standard mode		
PC compatibility	640 x 480 - 1920 x 1200, True : 1920 x 1080, sync on green available	640 x 480 - 1280 x 1024, True : 1280 x 800, sync on green available	640 x 480 - 1280 x 1024, True : 1024 x 768, sync on green available
Video compatibility	NTSC / NTSC 4.43 / PAL (including PAL-M, N) / SECAM / PAL-60 Component video: 480i/p (525i/p), 576i/p (625i/p), 720p (750p), 1080i (1125i 50/60Hz), 1080p (1125p 50/60Hz)	NTSC / NTSC 4.43 / PAL (including PAL-M, N) / SECAM / PAL-60 Component video: 480i/p (525i/p), 576i/p (625i/p), 720p (750p), 1080i (1125i 50/60Hz)	
Input terminals	RGB; mini D-sub 15pin x 2 Video; RCA x 1, S-VIDEO x 1 Digital; HDMI x 1 Audio; stereo mini jack (ø3.5mm) x 2, RCA jack (L/R) x 1		
Output terminals	RGB; mini D-sub 15pin x 1 Audio; stereo mini jack (ø3.5mm) x 1		
Communication terminal	RS-232C; mini DIN 8pin x 1 LAN; RJ-45 x 1		
Audio speaker	10W mono		
Dimensions (W x H x D)	345 x 129 x 270 mm		
Weight	3.8kg	3.6kg	
Power requirements	AC 100-240V, 50/60Hz		
Optional lamp	VLT-XD600LP		

\* Compliance with ISO21118-2005 \*\* All brand names and product names are trademarks, registered trademarks or trade names of their respective holders  
 \*\* Approximate figure representing average operational life cycle

**Screen Size and Projection Distance**

Side view



The above numbers are approximate, and may be slightly different from the actual measurements.

**Screen size chart (FD630U)**

Diagonal size		Width (W)		Height (H)		Distance from screen (L)				Height projected image (Hd)	
inch	cm	inch	cm	inch	cm	Shortest (Wide)	Longest (Tele)	Shortest (Wide)	Longest (Tele)	inch	cm
40	102	35	89	20	50	47	1.2	71	1.8	6.6	17
60	152	52	133	29	75	71	1.8	107	2.7	9.9	25
80	203	70	177	39	100	96	2.4	144	3.6	13.2	34
100	254	87	221	49	125	120	3.1	180	4.6	16.5	42
150	381	131	332	74	187	182	4.6	271	6.9	24.7	63
200	508	174	443	98	249	243	6.2	362	9.2	33.0	84
250	635	218	553	123	311	304	7.7	453	11.5	41.2	105
300	762	261	664	147	374	365	9.3	-	-	49.5	126

**Screen size chart (WD620U)**

Diagonal size		Width (W)		Height (H)		Distance from screen (L)				Height projected image (Hd)	
inch	cm	inch	cm	inch	cm	Shortest (Wide)	Longest (Tele)	Shortest (Wide)	Longest (Tele)	inch	cm
40	102	34	86	21	54	48	1.2	72	1.8	6.2	16
60	152	51	129	32	81	73	1.9	110	2.8	9.2	23
80	203	68	172	42	108	98	2.5	147	3.7	12.3	31
100	254	85	215	53	135	123	3.1	184	4.7	15.4	39
150	381	127	323	79	202	186	4.7	277	7.0	23.1	59
200	508	170	431	106	269	248	6.3	370	9.4	30.8	78
250	635	212	538	132	337	311	7.9	463	11.8	38.5	98
300	762	254	646	159	404	373	9.5	-	-	46.2	117

**Screen size chart (XD600U)**

Diagonal size		Width (W)		Height (H)		Distance from screen (L)				Height projected image (Hd)	
inch	cm	inch	cm	inch	cm	Shortest (Wide)	Longest (Tele)	Shortest (Wide)	Longest (Tele)	inch	cm
40	102	32	81	24	61	45	1.1	67	1.7	3.6	9
60	152	48	122	36	91	68	1.7	102	2.6	5.4	14
80	203	64	163	48	122	91	2.3	137	3.5	7.2	18
100	254	80	203	60	152	115	2.9	171	4.3	9.0	23
150	381	120	305	90	229	173	4.4	258	6.5	13.5	34
200	508	160	406	120	305	231	5.9	344	8.7	18.0	46
250	635	200	508	150	381	289	7.3	431	10.9	22.5	57
300	762	240	610	180	457	348	8.8	-	-	27.0	69

**MITSUBISHI ELECTRIC AUSTRALIA**  
 348 Victoria Rd Rydalmere, NSW 2116 Phone: (02) 9684 7777 Fax: (02) 9684 7208

To find out more about FD630U/WD620U/XD600U and our projectors, visit us at

[www.MitsubishiElectric.com.au](http://www.MitsubishiElectric.com.au)



**Ideal Projectors for the Office or Classroom**



**FULL HD 1080** **FD630U**  
**WIDE WXGA** **WD620U**  
**XD600U**

# Compact, with Amazing Image Quality, Durability and Ease of Operation

Mitsubishi Electric continues its pioneering advancements in the field of image projection with the introduction of three attractive mobile projectors. Choose from three resolutions according to your application needs (FD630U, 1080p; WD620U, WXGA; XD600U, XGA).

Each is built to provide the reliability and durability synonymous with the Mitsubishi Electric name, and incorporates an array of user-friendly functions. When it comes to visual communications, these models offer a good balance between cost and features.

**Full HD 1080**  
**Wide Area**  
**FD630U**  
**WD620U**  
**XD600U**



## Choose from a Variety of Screen Sizes

### From XGA to 1080p, Select the Resolution that Best Matches Your Needs.

The trend towards wide-screen television broadcasting and wide-screen computers continues to grow. The FD630U and WD620U projectors offer wide-aspect ratios suitable for displaying wide-screen content without distortion or compression. Additionally, switching from

an XGA projector to a WXGA projector increases the effective display screen area 1.3 times. What's more, upgrading to a 1080p projector gives a screen area 2.3 times larger (compared to XGA).



XGA



WXGA



1080p

## Ecological & Cost-efficient

### Stand-by Mode under 1W\*\*

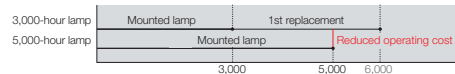
Stand-by (low) mode power consumption is less than 1W, offering increased energy savings and further contributing to environmental preservation.

\*1: Stand-by mode with network turned off, 3W in normal mode with network turned on.

### Long 5,000hr\*\*2 Lamp Life

By increasing the estimated lamp life, we've added the advantages of lower maintenance and reduced operating cost.

#### ■ Lamp Replacement Frequency\*\*3



\*\*2: When used in low lamp mode. Maximum lamp life in standard mode use is 3,000 hours.  
\*\*3: Lamp life refers to the average time required for brightness to be reduced by half, and not the time specified in the warranty. Lamp service life may vary widely depending on the environment and conditions, and whether or not cleaning and other maintenance procedures are followed.

### Filter-free

DLP™ projectors are structurally airtight, eliminating the need for an intake filter under normal conditions, lowering costs and reducing downtime for maintenance.

## Exceptionally Quiet

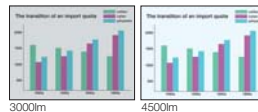
### Silent 29dB(A) Operation (in low mode)

Whisper quiet performance for presentations free of distraction from the projector. That's the operating sound level promised by the FD630U/WD620U/XD600U.

## Clear, Vivid Images

### High brightness 4500lm\*\*4 and high contrast 2000:1

High brightness and contrast levels for presentations in large meeting rooms and conference halls.



\*4: 4500lm for XD600U only, 4000lm for WD620U and FD630U.

### High-power projection – Distance increased 1.5x

The FD630U/WD620U/XD600U are equipped with a specially calibrated lens for high power projection. Projection distances from 1.7 to 2.6m (68in to 102in)\*\*5 are possible using a 60-inch screen, and brilliant, crystal-clear images are assured even when projection distance is short.

\*5: When using XD600U.

## Array of Convenient Functions

### Top-loading lamp for easier maintenance

The projection lamp is installed in the upper section of the main body. Whether sitting on a shelf or suspended from the ceiling, lamp replacement is simple and easy\*\*6, and there's never a need to move the whole projector.



\*\*6: A lamp replacement attachment is included to prevent the lamp from being dropped during replacement.

### Loud 10W built-in speaker

A high volume 10W speaker is built in to the projector, eliminating the need for an external speaker.

### Microphone capability with mixing input audio source

Using the "Audio Mix"™ feature and a wireless microphone, the presenter's voice is reproduced loud and clear in real-time.



\*7: Only compatible with stereo mini-jack. Not compatible with RCA jack (L/R) or HDMI.

### 3D READY\*\*8 – Enjoy the future today

Experience the impact and allure of 3D images. The 3D video content must be in field sequential format and special electronic shutter glasses are required.

\*8: Only installed in the XD600U. Not installed in the WD620U or FD630U.

### Visual PA broadcasting of various written messages

Utility and convenience are further enhanced with the incorporation of Visual PA, built into the XD600U and WD620U projectors as a standard feature. Using a control room computer equipped with projector control software, network administrators can send messages up to 350 characters in length to all projectors connected to the LAN in real-time for simultaneous display. The FD630U is equipped with our new Visual PA2 feature, which provides message input/save and voice announcement functions as well. Emergency messages prepared in advance can be sent simultaneously to all projectors connected on the LAN. The software is also capable of recognising messages inputted via keyboard, then provide a verbal announcement, increasing the effect of the message by reading it aloud. These systems are ideal for broadcasting important information to multiple rooms in schools or office buildings.

