

JVC[®]

The Perfect Experience / —

DLA-HD950

DLA-HD550

Full HD D-ILA Front Projectors

D-ILA[®]

Full HD
1920x1080



JVC's D-ILA Projectors — Taking Your Dreams a Step Closer to Reality.

D-ILA®



JVC's D-ILA projectors are specifically designed to satisfy users who demand the very best in home cinema entertainment by ensuring "true black" performance — clearly displaying all the smooth textures and delicate nuances of an image even in the darker areas of a picture. These D-ILA projectors and their innovative technologies have earned a well-deserved reputation for excellence worldwide, receiving a number of distinguished awards from the electronics industry. With the new DLA-HD950 and DLA-HD550 D-ILA projectors, the dream of recreating the quality of film in movie theatres, at home, is now a step closer to reality.

Unrivalled Picture Quality

Exceptionally high contrast ratio



Conventional projector with dynamic iris



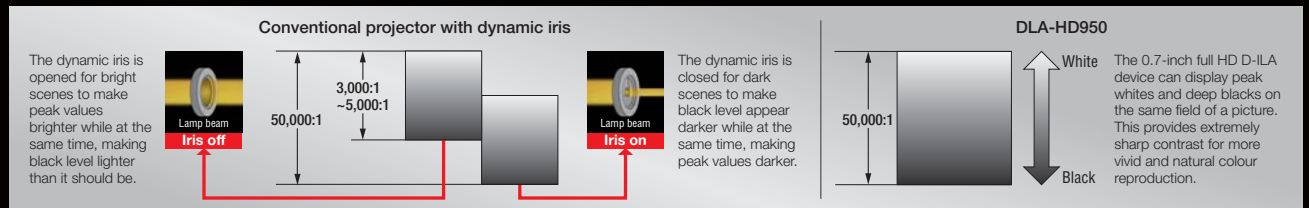
DLA-HD950

The new 2009 D-ILA front projector models incorporate a number of advanced technologies such as JVC's proprietary D-ILA device, a wire-grid optical engine, and high-performance lens. But what really differentiates JVC's D-ILA projectors from other projectors is that they do not employ a dynamic iris. JVC's D-ILA projectors instead use a fixed aperture to eliminate unnecessary light that can lower contrast levels, making possible some of the industry's highest native contrast ratios. Innovations such as these and many other superb features

enable the DLA-HD950 to achieve an exceptionally high native contrast ratio of 50,000:1*.

Enhanced brightness (extended white peak) and deeper, richer blacks (wide dynamic range) ensure image reproduction that is vivid and full of depth, making these projectors perfectly suited for viewing diverse content, such as movies and music videos as well as live concert performances and sports programmes.

* 30,000:1 for the DLA-HD550.



Clear Motion Drive

Clear Motion Drive technology successfully generates an accurate intermediate frame even for images with fast-moving action by employing a high-precision interpolation algorithm that strengthens the precision of picture-character detection. Whether the video signal source is 60 fps broadcasting or 24 fps movie content, viewers can enjoy smoother and clearer images with reduced motion blurring thanks to this unique interpolation technique that optimises the number of frames.



Conventional projectors



Projectors with Clear Motion Drive

Inverse telecine (reverse 2-3 pulldown)

In order to display TV broadcasts or commercially available DVDs created using the 2-3 pulldown process, the inverse telecine (reverse 2-3 pulldown) function found on JVC's D-ILA projectors re-converts the video source back to a 24 fps signal and displays it at double speed or 48 fps, ensuring cinema-like viewing that is very faithful to the original source.

Highly Regarded Industry Certifications

Certified by ISF (Imaging Science Foundation)



The DLA-HD950 projector has been licensed with the ISF C³ (Certified Calibration Controls) mode, enabling trained dealers to professionally calibrate it to your choices of screen surface, lighting environments and video sources and then securely store precision settings into the projector. This helps to ensure reproduction of film or video content accurate to the source and excellent picture quality optimised for specific environments.

Certified by THX

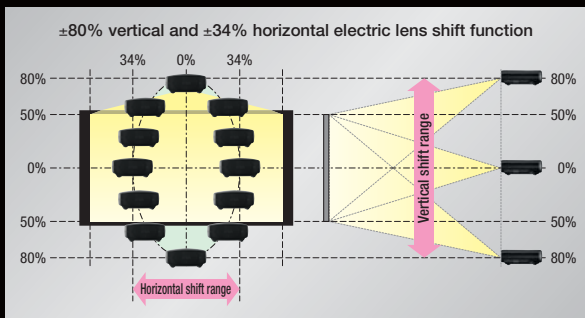


The DLA-HD950 projector features THX mode. This means the projector has passed the THX Certified Display Program, which is a series of tests conducted on display devices to verify the high definition display performance that home theatre enthusiasts demand today, ensuring that the projector will always deliver superb picture quality faithful to the source.

Outstanding Flexibility and Convenience

Flexible and easy set-up

Setting up the projector is easy as the $\pm 80\%$ vertical and $\pm 34\%$ horizontal lens shift function is powered, allowing the picture to be moved horizontally or vertically effortless via the remote controller.



The vertical and horizontal lens shift function cannot be set to the maximum values simultaneously.

And when positioning the projector outside of the lens shift coverage area, the Digital Keystone function with $\pm 30^\circ$ vertical and $\pm 40^\circ$ horizontal adjustment helps to make distorted images look more natural.

Also featured is a unique automatic lens cover that opens and closes with power on/off to protect against dust, so even if the projector is installed up on the ceiling, you're assured of easy, trouble-free operation via the remote controller.




Lens cover closed



Lens cover open

Newly designed remote control

The remote control unit for the new D-ILA projectors has an attractive silver-grey colour that adds appeal to its performance. It also features well-positioned buttons for the picture modes (see page 3) and direct input selector (HDMI 1, 2, Component, Video, S-video and PC), which help to enhance user-friendly operation.



Direct input selector and picture mode buttons

Quiet operation

Thanks to the enhanced efficiency of the cooling system, fan noise has been reduced to 19dB*, enabling the viewer to better concentrate on what's being shown on the screen even in a very quiet room.

* When lamp mode set to standard mode.

Feature comparison

Model	Clear Motion Drive	Lens aperture	Inverse telecine	Colour Management	Screen adjustment	THX certification	ISF C ³	24P Direct Output	V-stretch	Motorised lens cover
DLA-HD950	●	16 steps	●	●	●	●	●	●	●	●
DLA-HD550	●	3 steps	●		●			●	●	●

Line-up



DLA-HD950B



DLA-HD550W



DLA-HD550B

Projection distance chart

Screen diagonal (inch)	Display size (16:9)		Projection distance	
	W (mm)	H (mm)	Wide (m)	Tele (m)
60	1,328	747	1.78	3.66
70	1,549	872	2.09	4.28
80	1,771	996	2.40	4.89
90	1,992	1,121	2.70	5.51
100	2,214	1,245	3.01	6.13
110	2,435	1,370	3.31	6.75
120	2,656	1,494	3.62	7.36
130	2,878	1,619	3.92	7.98
140	3,099	1,743	4.23	8.60
150	3,320	1,868	4.53	9.22
160	3,542	1,992	4.84	9.84
170	3,763	2,117	5.14	10.45
180	3,984	2,241	5.45	11.07
190	4,206	2,366	5.75	11.68
200	4,427	2,490	6.06	12.30

*Projection distances are design specifications, so there is ±5% variation.

Specifications

		DLA-HD550	DLA-HD950
Device		0.7inch D-ILA x3	
Resolution		1920 x 1080 pixels	
Lens		2x motorised zoom & focus f=21.4mm - 42.8mm F=3.2 - 4	
Lens shift		±80% Vertical / ±34% Horizontal (motorised)	
Projection size (Screen diagonal)		60 - 200 inches	
Light source lamp		200W UHP (lamp life: approx. 3,000 hours in Normal mode)	
Brightness		1,000lm	900lm
Contrast ratio		Native: 30,000:1	Native: 50,000:1
Terminals		HDMI (ver.1.3) x2 Component x1 (RCA) S-Video x1 (mini DIN) Composite x1 (RCA) RS-232C (D-sub 9-pin)	HDMI (ver.1.3) x2 Component x1 (RCA) S-Video x1 (mini DIN) Composite x1 (RCA) PC x1 (D-sub 15-pin) Trigger x1 (mini jack) RS-232C (D-sub 9-pin)
Video input signal		480i/p, 576i/p, 720p 60/50, 1080i 60/50, 1080p 60/50/24	
PC input signal	Digital	VGA/SVGA/XGA/WXGA/WXGA+/SXGA/WSXGA+/WUXGA	
	Analogue	-	VGA/SVGA/XGA/WXGA/WXGA+/SXGA/SXGA+/WSXGA+
Noise level		19dB (Normal mode)	
Power requirement		AC 110V-240V, 50/60 Hz	
Power consumption		310W (Stand-by mode: 0.7W)	
Dimensions (W x H x D)		365 x 167 x 478 mm	
Weight		11.2kg	

Terminals on the side



DLA-HD950



DLA-HD550

Optional Accessory

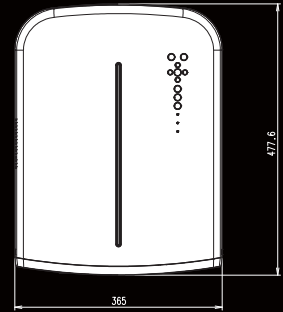


User-replaceable Lamp
BHL5010-S

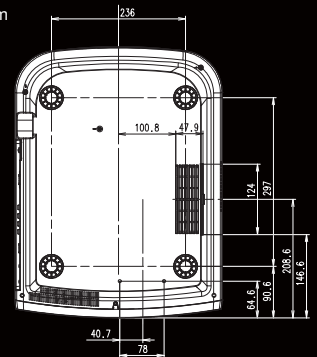
External dimensions

(Unit: mm)

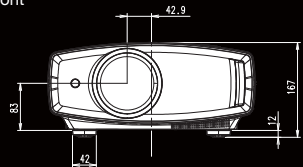
◆ Top



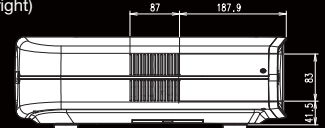
◆ Bottom



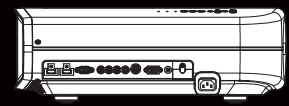
◆ Front



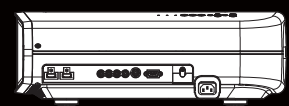
◆ Side (right)



◆ Side (left)



DLA-HD950



DLA-HD550


DLA-HD950 / DLA-HD550

Full HD D-ILA Front Projectors


Fine-tuning Promises an Excellent Picture

JVC's original picture modes

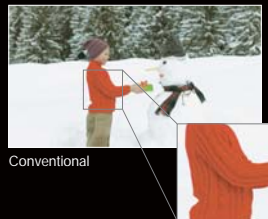
Recreating the quality of film in movie theatres with every nuance reproduced was what JVC had in mind when it equipped its D-ILA front projector models with original picture modes. Colours displayed by projectors and those found in film are processed differently as projectors display colours using an additive colour mixture method where RGB primary colours are layered on top of each other. On the other hand, film in movie theatres use a subtractive colour mixture method that filters CMY colours out of the light source. With the additive colour mixture method, colours become brighter as colours are added and due to an increase in energy, eventually turn white. However, the opposite can be said for the subtractive colour mixture method where colours become darker and eventually turn black. JVC engineers thoroughly analysed the two methods and succeeded in developing an optimised picture display by performing advanced processing using a built-in LSI. So this means that now what was once difficult to reproduce in the home environment such as the delicate textures and nuances of film can now be seen just like at a movie theatre.



Additive colour mixture (RGB)



Subtractive colour mixture (CMY)



Conventional



In Cinema 1 mode

Screen Adjustment Mode

As the quality of projected images may vary slightly depending on the type of screen and its RGB reflective characteristics, JVC's new D-ILA projectors have screen adjustment modes that allow users to select the optimum mode to match screen characteristics for more natural and balanced colour reproduction.




Screen Adjustment Mode turned off



Screen Adjustment Mode turned on

High-performance 2x motorised zoom lens

The high-performance 2x zoom lens with motorised focus features a large-diameter lens system to ensure the projection of full HD images with exceptional depth. And to display the deepest black possible, this lens is also equipped with a 16-step* lens aperture that enables adjustment of brightness according to user preferences and operating environments.



*3-step lens aperture for the DLA-HD550.

Advanced video processor

Both projectors incorporate the HQV Reon-VX video processor developed by Silicon Optix, which features precision I/P conversion and scaling with full 10-bit 4:4:4 signal processing.





- The projector is equipped with a high-pressure mercury lamp, which may break, emitting a loud noise, when it is subjected to shock or after it has been used for some length of time.
- Please note that, depending on how the projector is used, there can be considerable difference between individual lamps regarding how many hours they will operate before requiring replacement.
- An additional payment is required for installation of a new lamp, if necessary.
- The projector lamp requires periodic replacement and is not covered by warranty.
- Please be aware that, because the D-ILA device is manufactured using highly advanced technologies, 0.01% or fewer of the pixels may be non-performing (always on or off).

Design and specifications are subject to change without notice. All pictures on this brochure are simulated. THX and the THX logo are trademarks of THX Ltd, which may be registered in some jurisdictions. ISF is a registered trademark of Imaging Science Foundation, Inc. HDMI, the HDMI logo and High-Definition Multimedia Interface are trademarks or registered trademarks of HDMI Licensing LLC. All other brand or product names may be trademarks and/or registered trademarks of their respective owners. Any rights not expressly granted herein are reserved.

Copyright © 2009, Victor Company of Japan, Limited (JVC). All Rights Reserved.

JVC®

DISTRIBUTED BY

www.jvc.eu