







Professional Installation Laser Projector

ZW500T-W



Stunning projection with flexible installation



-  Bright 5,000 lumens and WXGA resolution
-  Four corner correction for simple stacking
-  360° and portrait mode operation
-  Up to 30,000 hour light source life
-  Integrated HDBaseT support
-  Horizontal & vertical lens shift, keystone correction

PRO | SCENE



WXGA

Full 3D



Experience bright 5,000 lumen WXGA projection with the lamp-less Optoma ProScene ZW500T. Laser phosphor technology eliminates the need for lamp and filter replacements for 30,000 hours of low-cost and virtually maintenance-free operation.

Its low weight and quiet operation make it perfect for boardrooms, higher education, houses of worship and smaller entertainment venues. Horizontal and vertical lens shift, four corner correction, 360° and portrait mode operation enable flexible installations.

A variety of inputs, including HDBaseT and HDMI, enable simple connections to a wide variety of video sources. HDBaseT connectivity facilitates easy installations, enabling long cable runs of up to 328 feet for audio, video and control from a single CAT6 cable.

ProSelecta

View :: Compare :: Select - www.ProSelecta.com

Professional Installation Laser Projector - ZW500T-W

OPTICAL/TECHNICAL SPECIFICATIONS


Display Technology	Single DMD, 0.67" WUXGA DMD, DC3 DLP® Technology by Texas Instruments™
Color Wheel	4 Segment RYGB
Native Resolution	WXGA (1280 x 800)
Maximum Resolution	WUXGA (1920 x 1200)
Brightness	5,000 ANSI lumens
Contrast Ratio	300,000:1 (ExtremeBlack enabled), 1,800:1 full on/full off
Displayable Colors	10 bit, 1.07 billion colors
Light source life*	Up to 30,000 hrs (Eco), 20,000 hrs (Bright)
Light source type*	Laser phosphor
Projection Method	Front, rear, ceiling mount, table top
Keystone Correction	±30° vertical and horizontal
Geometry	Four corner adjustment
Lens shift	Horizontal ±10%, vertical +20%
Uniformity	85%
Offset	105 - 125%
Aspect Ratio	16:10 (native), 16:9 and 4:3 compatible
Throw Ratio	1.26 - 2.01
Max Projection Distance	4.2 ft/1.3m - 28.4 ft /8.66m
Image Size	30" - 300"
Projection Lens	1.6x zoom F/2.3~3.01; f=17.63~31.36mm
Optical Zoom	1.6x
Digital Zoom	0.8 - 2.0x
Audio	2 x 10W (stereo)
Noise Level	28dB Eco
Remote Control	IR and wired remote
360 degree and Portrait mode operation	Yes
Operating Temperature	Operating: 5 - 40 °C
Power Supply	AC input 110- 240V, 50-60 Hz
Power Consumption	380W +/- 15% Max (Bright), 260W +/-15% Max (ECO)
High Altitude	Operating temperature at sea level up to 10,000 feet = 104° F (max); Must manually switch to high altitude mode from 5,000 feet and above (using OSD menu) to maintain optimal functionality

COMPATIBILITY SPECIFICATIONS

Computer Compatibility	UXGA, SXGA, XGA, SVGA, VGA, WXGA, WUXGA, Mac
Video Input Compatibility	SDTV / HDTV
3D Compatibility†	Supports all HDMI 1.4a mandatory 3D formats (frame pack, side-by-side, top-bottom) and up converts frame rate from 60Hz to 120Hz or 24Hz to 144Hz (i.e. 60 or 72 frames per eye). Required 3D glasses are sold separately. Refer to user manual for details.
Vertical Scan Rate	24 ~ 85 Hz
Horizontal Scan Rate	15.375 ~ 91.146 KHz
User Controls	LAN, RS-232C, IR individually or over HDBaseT
I/O Connection Ports	2x HDMI, VGA, HDBaseT, mic in (3.5mm), audio in (3.5mm), VGA out (VGA pass-through through to monitor) (monitor out), audio out (3.5mm), 3D sync, 12V trigger, RS-232C (D-sub 9 pin) (PC control), wired remote in (3.5mm phone jack), USB type A (USB power 5V/1.5A), mini USB (for LAN FW upgrade only) (service), IR receiver (on front and top side), RJ45 (LAN)
Loop Through (Audio)	NA

PHYSICAL SPECIFICATIONS

Security	Kensington® lock port
Weight	23.6 lb
Dimensions (W x H x D)	15.9" x 6.3" x 15.2"



- | | | |
|--------------|-------------------|---------------|
| 1. RJ-45 | 7. VGA-In (YPbPr) | 13. RS-232C |
| 2. HDBaseT | 8. Audio-In | 14. VGA-Out |
| 3. USB Power | 9. Mic | 15. Audio-Out |
| 4. Service | 10. 3D SYNC Out | 16. AC Power |
| 5. HDMI2/MHL | 11. Wired Remote | 17. Lock |
| 6. HDMI1 | 12. 12V Out | |

Warranty

5-year or 12,000 hour light source warranty (whichever comes first), 3-year parts and labor limited warranty on the projector.

What's in the Box

Power cord, remote control, batteries, VGA cable and quick start guide, user manual CD, warranty card

Optional Accessories

Universal ceiling mount, HDCast Pro, HDBaseT transmitter, 3D glasses

Accessory Part Numbers

Universal ceiling mount: BM-9004U
 HDBaseT transmitter: 4K100TX
 Remote: BR-3075W
 DLP@Link™ 3D glasses: ZD302
 Wireless Mirroring: HDCast PRO-Black

UPC 796435 44 210 1

