

Multimedia Projector

EB-W22 / EB-97 / EB-945 / EB-965 / EB-955W / EB-935W

SPECIFICATIONS		EB-W22	EB-97	EB-945	EB-965	EB-955W	EB-935W
Projection System		RGB Liquid-Crystal Shutter Projection System					
Specification of Main Parts		LCD		LCD		LCD	
Size		0.59 inch with MLA (D8)		0.55 inch with MLA (D8)		0.63 inch with MLA (D7)	
Driving Method		Polysilicon TFT Active Matrix					
Pixel Number		1,024,000 dots (1280 x 800) x 3		786,432 dots (1024 x 768) x 3		1,024,000 dots (1280 x 800) x 3	
Native Resolution		WXGA (16:10)		XGA (4:3)		WXGA (16:10)	
Projection Lens		Manual Focus & 1.2 x Optical Zoom F=1.58 - 1.72 / F=16.9 - 20.28 mm		Manual Focus & 1.6 x Optical Zoom F=1.51 - 1.99 / F=18.2 - 29.2 mm			
Lamp		E-TORL 200W UHE				E-TORL 270W UHE	
Life		5000 hours (Normal) / 6000 hours (ECO)				3000 hours (Normal) / 4000 hours (ECO)	
Screen Size (Projection Distance)		33 to 318 inch (0.9 to 9.0 m) (Throw ratio: 1.30) (Zoom:Wide)		30 to 300 inch (0.9 to 9.0 m) (Throw ratio: 1.48) (Zoom:Wide)		29 to 280 inch (0.84 to 8.4 m) (Throw ratio: 1.38) (Zoom:Wide)	
Offset		10:1		8:1		10:0	
Light Output*		3000 lm / 2100 lm		2700 lm / 1890 lm		3000 lm / 2100 lm	
Color Light Output*		3000 lm		2700 lm		3000 lm	
Contrast*		10000:1				2000:1	
Color Reproduction		Full-Color (16.77 million colors)					
Sound Output		5W Monaural		16W Monaural			
Adjustment Function		Keystone Correction Vertical		-30 to +30 degrees (Auto)		-30 to +30 degrees (Manual)	
		Horizontal		-30 to +30 degrees (Slider)			
		Quick Corner		Yes			
		Source Search		Yes			
		Auto Detection of RGB / Component		Yes			
Analog RGB I/O		Display Performance Native		1280 x 800 dots		1024 x 768 dots	
		Input Terminal Video		D-sub 15-pin (Blue molding) x 2			
		Audio		Stereo mini-jack x 2			
		Output Terminal Video		D-sub 15-pin (Black molding) x 1 (Output signal: Computer 1 only)			
		Audio		Stereo mini-jack x 1			
Video I/O		Input Terminal Video		Composite Video: RCA (Yellow) x 1, S-Video: Mini DIN x 1			
		Audio		Component Video: D-sub 15-pin (Blue molding) x 2, RGB-Video: D-sub 15-pin x 2			
				RCA (White) x 1 (Left ch); RCA (Red) x 1 (Right ch)			
HDMI		Input Terminal		HDMI x 1			
		HDCP		Yes			
USB Display		Input Signal Video		Yes			
		Audio		Yes			
Mic Input		Input Terminal Audio		N/A		Stereo mini-jack x 1	
Control I/O		USB V/O		USB Type B x 1 (for USB Display, Mouse, K/B, Control, Firmware update)		USB Type B x 1 (for USB Display, Mouse, K/B, Control)	
		Serial I/O		RS232C (D-sub 9-pin x 1)			
Memory I/O		USB V/O		N/A		USB Type A x 1 (for USB Memory, USB Document Camera, Wireless LAN, Firmware update)	
Network for		Wired LAN		RJ45 x 1, 100Mbps			
		USB I/O Supported Wireless LAN unit		N/A			
Projection		Wireless Support Speeds for each mode		N/A			
Operating Temperature		5°C to 35°C < 41°F to 95°F > (20% - 80% humidity, unfrozen)					
Operating Altitude		0 m to 3000 m < 0 ft to 9843 ft > (over 1,500m / 4,921 ft, with High altitude mode)				0 m to 2286 m < 0 ft to 7500 ft > (over 1,500m / 4,921 ft, with High altitude mode)	
Start-up Period		About 5 seconds (warm-up period: 30 seconds)		About 7 seconds (warm-up period: 30 seconds)			
Direct Power On		Yes					
Cool-down Period		Instant off					
Power Supply Voltage		100 - 240V AC +/- 10%, 50 / 60 Hz					
Power Consumption		Lamp On / Standby		100 - 120V		220 - 240V	
				284W / 0.24W		299W / 0.24W	
				273W / 0.29W		287W / 0.29W	
Dimensions (D x W x H)		297 x 244 x 87 mm		269 x 297 x 87 mm		263 x 345 x 93 mm	
Weight		Approx. 5.8 lbs. / 2.6kg		Approx. 6.0 lbs. / 2.7kg		Approx. 7.5 lbs. / 3.4kg	
Fan Noise		Brightness Control - High / Low		37 dB / 29 dB		39 dB / 35 dB	

* Light Output / Color Light Output / Contrast --- Color mode: Dynamic, Zoom: Wide
*Color Light Output measured in accordance with IDMS 15.4
**Maximum speed and range is achievable when used with same enhanced mode technology. Actual data rates, features and performance may vary depending on your computer system, the environment and other factors.

SUPPLIED ACCESSORIES

Power Cable	1.8 m	Remote Control	Yes
Computer Cable	1.8 m	Battery	Yes
User's Manual Set	Yes		
Bundled Software	Projector Software Ver. 1.10e(CD-Rom)		
Password Project Sticker	Yes (EB-97 / 945 / 955W / 965 / 935W)		

OPTIONAL ACCESSORIES

ELPLP78	Spare Lamp (EB-W22 / 97 / 945 / 965 / 955W)
ELPLP64	Spare Lamp (EB-935W)
ELPAF32	Air Filter Set (EB-W22 / 97 / 945 / 965 / 955W)
ELPAF29	Air Filter Set (EB-935W)
ELPKS67	Soft Carrying Case
ELPAP07	Wireless LAN Unit
ELPAP09	Quick Wireless Connection USB Key (EB-W22 / 97 / 945 / 965 / 955W)
ELPAP08	Quick Wireless Connection USB Key (EB-935W)

CONNECTOR PANEL EB-97 / 945 / 965 / 955W



- | | |
|-------------------------|--------------------------|
| 1 USB (Type A) | 9 Audio-R Input Port |
| 2 USB (Type B) | 10 Audio 1 Input Port |
| 3 LAN | 11 Computer 2 Input Port |
| 4 Computer 1 Input Port | 12 RS-232C Port |
| 5 HDMI | 13 MIC Input Port |
| 6 S-Video | 14 Monitor Out Port |
| 7 Video | 15 Audio Out Port |
| 8 Audio-L Input Port | 16 Audio 2 Input Port |

CONNECTOR PANEL EB-W22



- | | |
|-------------------------|--------------------------|
| 1 USB (Type B) | 9 Audio 1 Input Port |
| 2 LAN | 10 Computer 2 Input Port |
| 3 Computer 1 Input Port | 11 RS-232C Port |
| 4 HDMI | 12 Monitor Out Port |
| 5 S-Video | 13 Audio Out Port |
| 6 Video | 14 Audio 2 Input Port |
| 7 Audio-L Input Port | |
| 8 Audio-R Input Port | |

CONNECTOR PANEL EB-935W



- | | |
|-------------------------|-----------------------|
| 1 HDMI | 9 Audio-L Input Port |
| 2 S-Video | 10 Audio-R Input Port |
| 3 Computer 1 Input Port | 11 Audio 1 Input Port |
| 4 Computer 2 Input Port | 12 Audio 2 Input Port |
| 5 USB (Type B) | 13 MIC Input Port |
| 6 USB (Type A) | 14 Monitor Out Port |
| 7 LAN Port | 15 Audio Out Port |
| 8 Video | 16 RS-232C Port |

WARRANTY SERVICE

2 Years Onsite Warranty Service to be provided for local purchase only.



The warranty service can be extended by purchasing Epson CoverPlus Extended Warranty. For more information, please contact Epson customer support.

Bold, Bright, Beautiful... 3LCD Technology

3LCD technology achieves bright, natural images and smooth, sharp video playback. No color break-up makes images gentle on the eyes.



Optical unit with high light-use efficiency

Multimedia Projector

EB-97 EB-945

EB-965 EB-935W

EB-955W EB-W22

EPSON

EXCEED YOUR VISION



Make the classroom a fun place to be with more effective lessons

EPSON
EXCEED YOUR VISION

Epson Hong Kong Limited
Unit 715-723, 7/F Trade Square,
681 Cheung Sha Wan Road,
Cheung Sha Wan, Kowloon, Hong Kong

Hong Kong Region:
Epson Authorized Customer Service Centre (Repair Service)
Room 1006, 10/F, Block B, Sea View Estate, 4-6 Watson Road, North Point, Hong Kong

Kowloon Region:
Epson Authorized Customer Service Centre (Collection Point)
Room 1006-B, 10/F, Park-In Commercial Centre, 56 Dundas Street, Mong Kok, Kowloon, Hong Kong

New Territories Region:
Epson Authorized Customer Service Centre (Collection Point)
Unit 606, Jubilee Square, 2-18 Lok King Street, Fo Tan, New Territories

Sales hotline : (852) 2827 8711

Technical hotline : (852) 2827 8911

URL: www.epson.com.hk

AUG13-05-PROJECTOR

Please call our sales hotline for demonstration at our showroom

Multimedia Projector

EB-W22 EB-97 EB-945 EB-965 EB-935W EB-955W



Easy and flexible usability

Contrast Ratio (EB-97 / 945 / 965 / 955W / W22)


With a stunningly bright 3500 lumens and a 10000:1 contrast ratio you can project beautiful well-defined images wherever you are, regardless of ambient light.

3500lm
Color Light Output
10000:1
contrast



1.6x Zoom Lens (EB-945 / 965 / 935W / 955W)

The wide 1.6x zoom lens allows for greater flexibility of placement around the room.




Front Exhaust

The front exhaust helps to direct the hot exhaust away from your audience for more comfortable meetings and presentations with less distraction.



Horizontal Keystone Adjuster (EB-97 / 945 / 965 / 955W / W22)

The Horizontal Keystone Adjuster allows for intuitive horizontal keystone correction. This convenient adjustment feature corrects image distortion with a single touch for a broad range of placement options. Images can be enjoyed quickly and beautifully anywhere you choose.



Enhanced Audio

16W Built-in Speaker (EB-97 / 945 / 965 / 935W / 955W)

The built-in 16W speaker provides ample sound even in large rooms and removes the need to prepare external speakers, saving both valuable time and money. It also supports audio standby with which both internal speaker and audio output. With the audio standby function, the internal speaker can be operated even the projector is switched off.



Advanced operation with wider connectivity

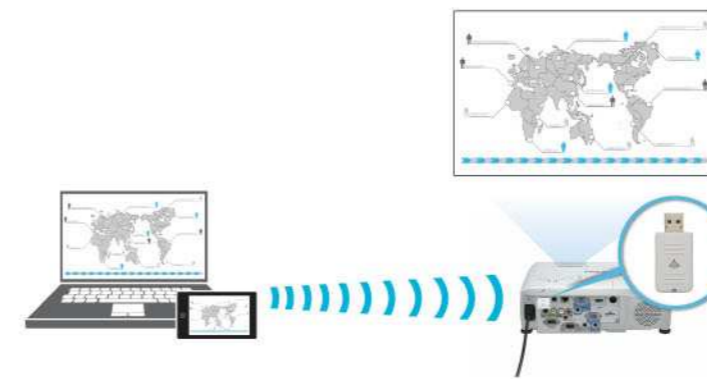
Wide-ranging Connectivity

Depending on the situation, you can choose from a variety of connection methods including HDMI, VGA and LAN. This wider range of connectivity opens up a broader spectrum of projection content from sources such as a document camera.



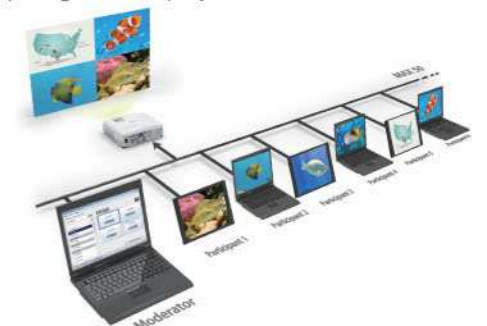
Wireless Connection (EB-97 / 945 / 965 / 935W / 955W)

You can transfer images easily with the optional ELPAP07 wireless module. Also, using the "Epson iProjection" application allows you to display images and files from your smart devices. This is a convenient solution for smooth and smart projection.



Improved Multi PC Projection

The Multi PC Projection feature allows a network of up to 50 PCs to be connected to a single projector. The newest version of this feature allows a host PC to act as a Moderator who can then select up to 4 of these connected computers and project their screens. The addition of a Moderator helps to maintain control and prevents tampering with the projected screen.



Firmware Update via USB & Network

Firmware updates can now be done on site by simply inserting a USB memory stick with the necessary updates. This means the update can be done with the projector still installed without having to take it to a service center and rendering it unusable. Updates can also be done over a LAN network or via USB-B connection.



Direct Connection with Document Camera

A direct connection with document cameras makes set-up quick and easy with less preparation necessary.



Low TCO

6000H Lamp Life and Easy Lamp Replacement

The long 6000H lamp life saves time and money by reducing the frequency of costly lamp replacements. However, when a lamp does require changing it can be done quickly and easily even in ceiling mounted applications.

